

Lepton Flavor Violation at B-factories

Y.Miyazaki

Nagoya university

(on behalf of
Belle and Belle Collaboration)



Nagoya University

タウ・レプトン物理研究センター
Tau Lepton Physics Research Center

Introduction

Introduction

LFV in SUSY

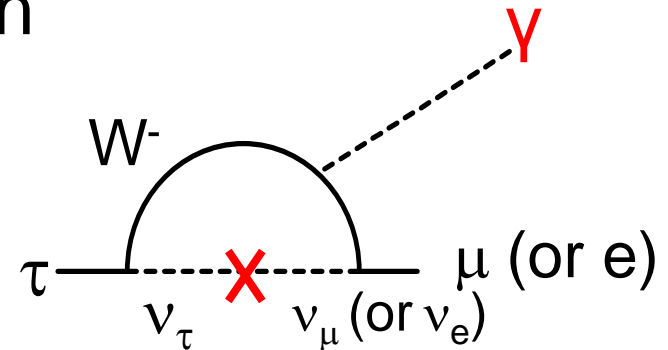
Comparison between NP models

Introduction

Lepton flavor violation (LFV) in charged lepton

⇒ negligibly small probability in the Standard Model (SM) even including neutrino oscillation

- $\text{Br}(\tau \rightarrow l \gamma) < \mathcal{O}(10^{-54})$
- $\text{Br}(\tau \rightarrow 3 \text{leptons}) < \mathcal{O}(10^{-14})$
(PRL95 41802(2005), EPJC8 513(1999))



Many extensions of the SM predict LFV decays.

These branching fractions could be enhanced as high as current experimental sensitivity

⇒ Observation of LFV is a clear signature of New Physics (NP)

Tau lepton :

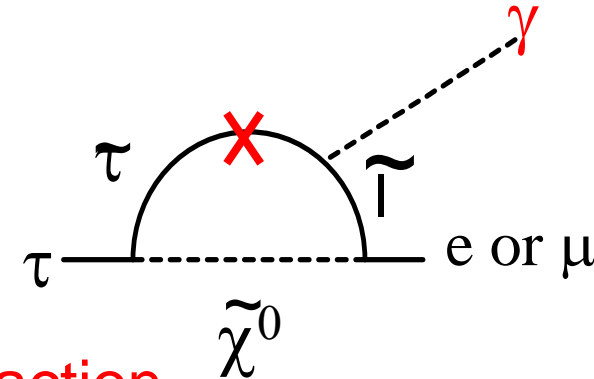
- The heaviest charged lepton
- Many possible LFV decay modes

⇒ Ideal place to search for LFV

LFV in SUSY

SUSY is the most popular candidate among new physics models

induce naturally LFV at one-loop due to slepton mixing

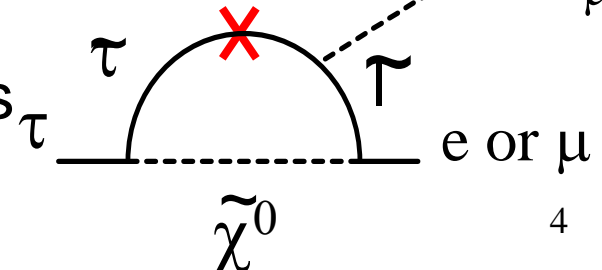


$\tau \rightarrow l \gamma$ mode has the largest branching fraction in SUSY-Seesaw (or SUSY-GUT) models

When sleptons are much heavier than weak scale

LFV associated by neutral Higgs boson (h/H/A)

Higgs (h/H/A) $\mu \frac{s}{\bar{s}}$



Higgs coupling is proportional to mass $\Rightarrow \mu\mu$ or $s\bar{s}$ ($K\bar{K}$, η , $f_0(980)$ and other) are favored

Comparison between NP models

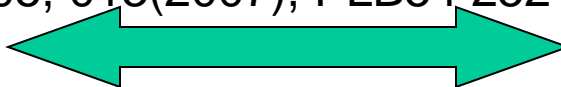
Ratios of LFV decay Br allow to discriminate between new Physics models.

	SUSY+GUT (SUSY+Seesaw)	Higgs mediated	Little Higgs	non-universal Z' boson
$\left(\frac{\tau \rightarrow \mu\mu\mu}{\tau \rightarrow \mu\gamma} \right)$	$\sim 2 \times 10^{-3}$	0.06~0.1	0.4~2.3	~ 16
$\left(\frac{\tau \rightarrow \mu ee}{\tau \rightarrow \mu\gamma} \right)$	$\sim 1 \times 10^{-2}$	$\sim 1 \times 10^{-2}$	0.3~1.6	~ 16
Br($\tau \rightarrow \mu\gamma$) @Max	$< 10^{-7}$	$< 10^{-10}$	$< 10^{-10}$	$< 10^{-9}$


(JHEP 0705, 013(2007), PLB54 252 (2002))

Favorite modes

$\tau \rightarrow l\gamma$



$\tau \rightarrow 3\text{leptons}$



Model independent searches for various LFV modes are very important

Analysis

B-factories

Analysis method


Signature of signal and background

B-factories

B-factory: E at CM = $Y(4S)$

$e^+(3.5 \text{ (3.1) GeV}) e^-(8 \text{ (9) GeV})$ for KEKB (PEP II)

$\sigma(\tau\tau) \sim 0.9 \text{ nb}, \sigma(bb) \sim 1.1 \text{ nb}$

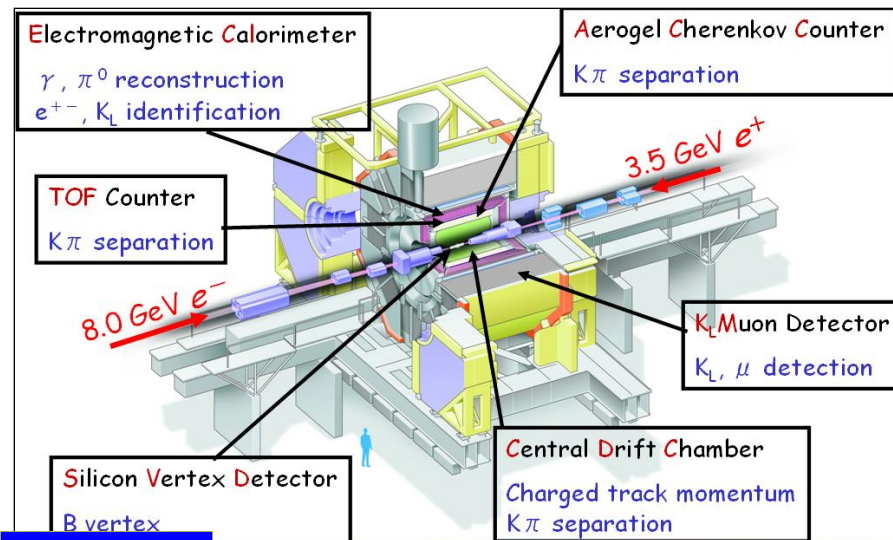


A B-factory is also a τ -factory!

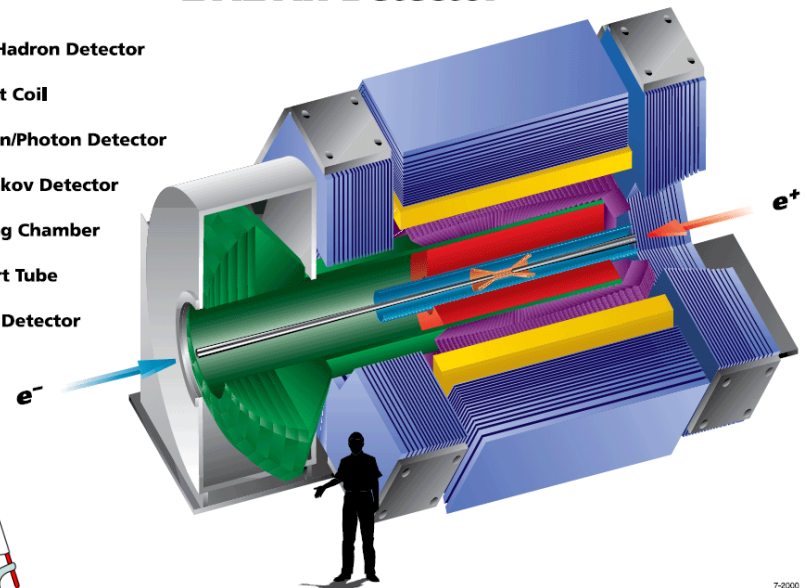
Detector: Good track reconstruction
and particle identification

Other $Y(nS)$ and
Energy scan are also
collected by B-factories


Lepton ID $\sim (80-90)\%$
Fake ID $\sim O(0.1-1)\%$
BABAR Detector



- Muon/Hadron Detector
- Magnet Coil
- Electron/Photon Detector
- Cherenkov Detector
- Tracking Chamber
- Support Tube
- Vertex Detector



$\sim 9 \times 10^8 \tau\tau$ at Belle

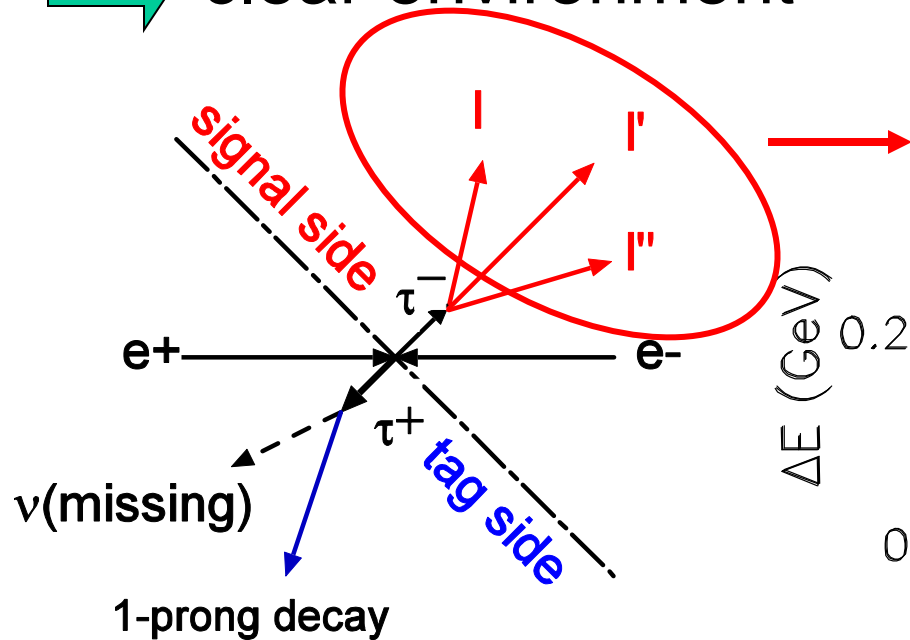


$\sim 4.8 \times 10^8 \tau\tau$ at BaBar

Analysis method

$$e^+e^- \rightarrow \tau^+\tau^-$$

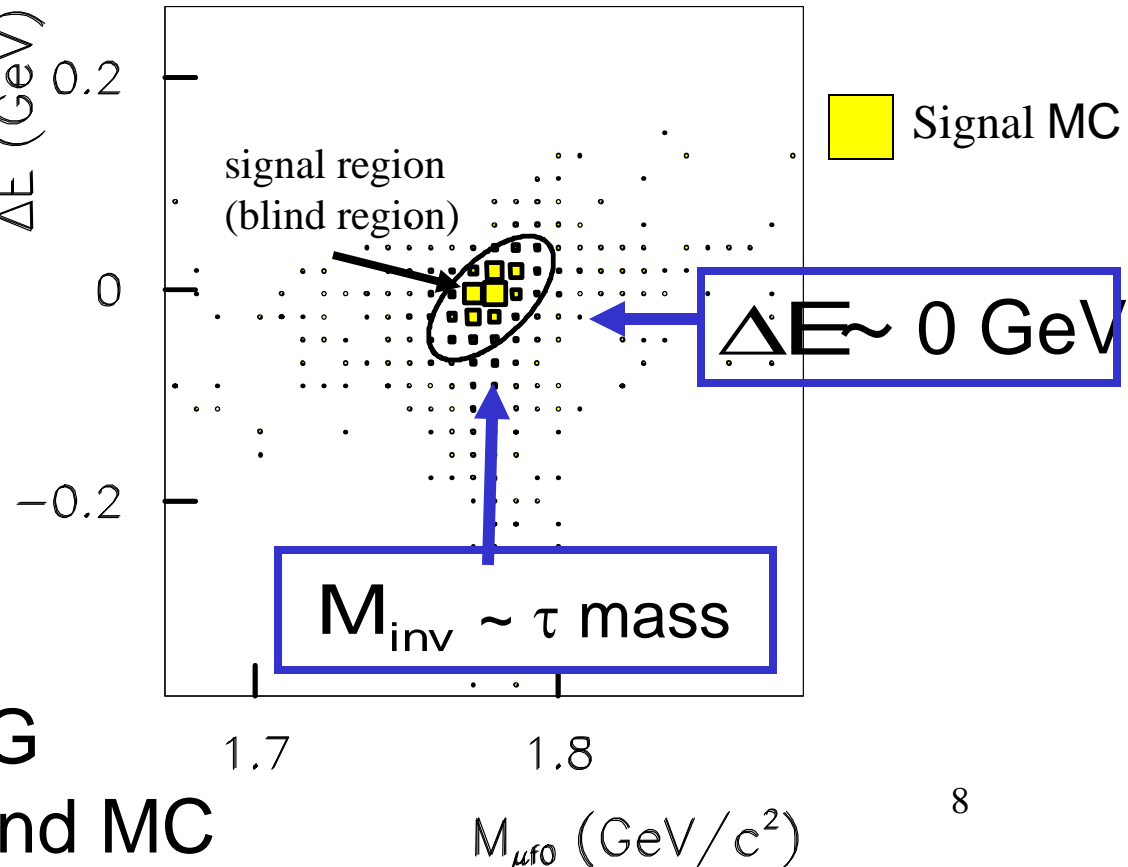
→ clear environment



Signal Extraction

$$M_{\text{inv}} = \sqrt{E_{\text{signal}}^2 - p_{\text{signal}}^2}$$

$$\Delta E = E_{\text{signal}}^{\text{CM}} - E_{\text{beam}}^{\text{CM}}$$



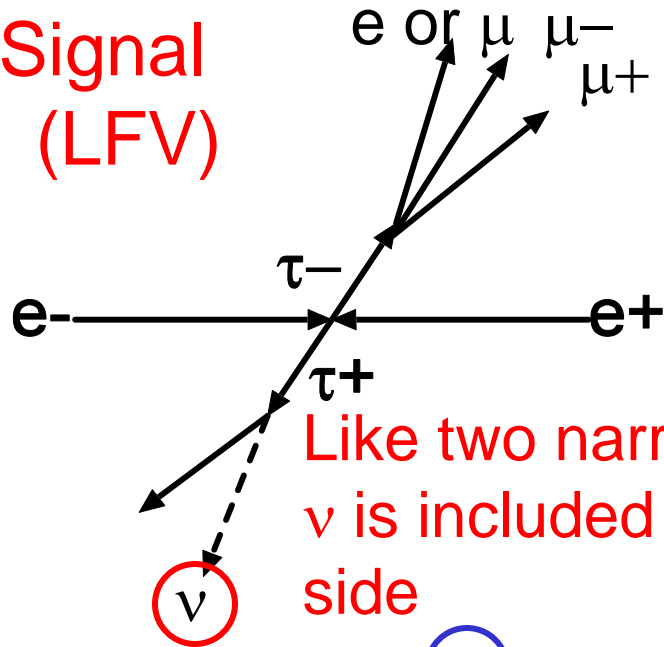
Blind analysis

⇒ Blind signal region

Estimate number of BG
using sideband data and MC

Signature of signal and background

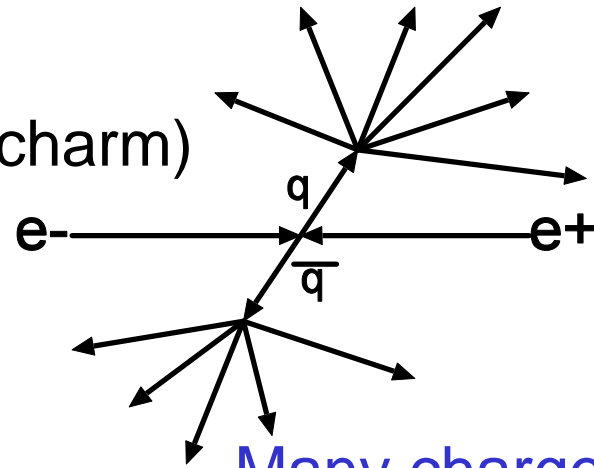
Signal
(LFV)



Like two narrow-jets
 ν is included in only tag side

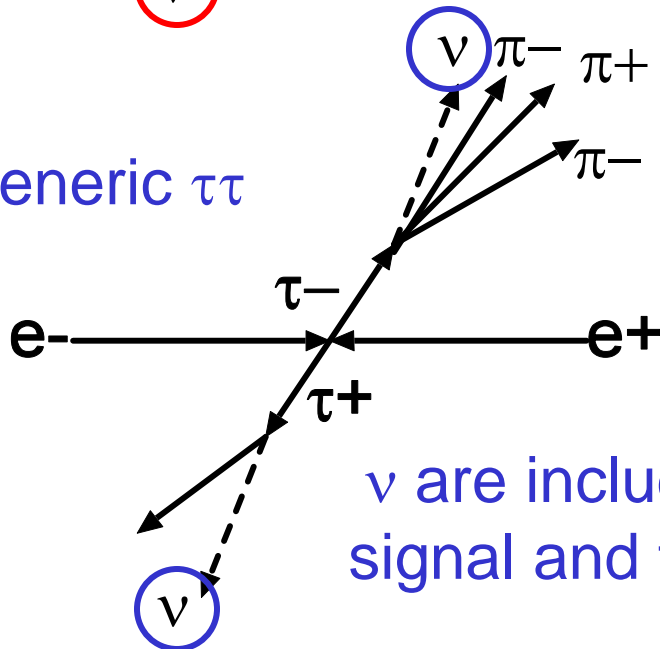
$q\bar{q}$

(uds, charm)



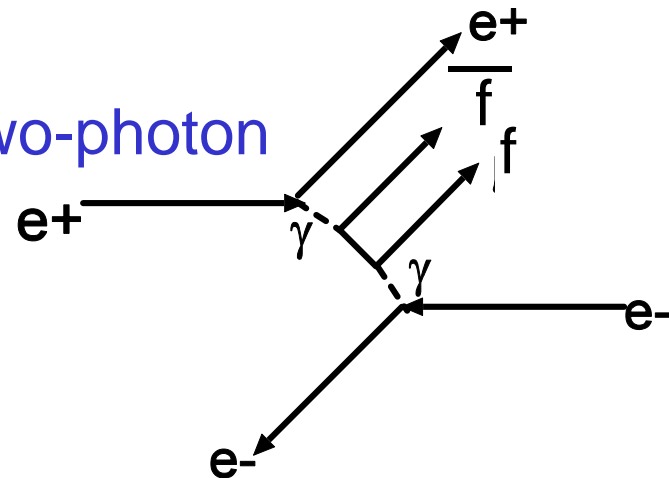
Many charged tracks and γ

Generic $\tau\tau$



ν are included in signal and tag side

Two-photon



Electrons are included in signal and tag side

Results

$l\gamma$

3lepton

$lh h'$

$lK_s K_s$ and $lK_s \bar{K}_s$

$Y(ns) \rightarrow l^\pm \tau^\pm$

$$\tau \rightarrow l \gamma$$



$\tau \rightarrow \mu \gamma, e \gamma$ (PLB666,16(2008))

Data: 492M τ pairs

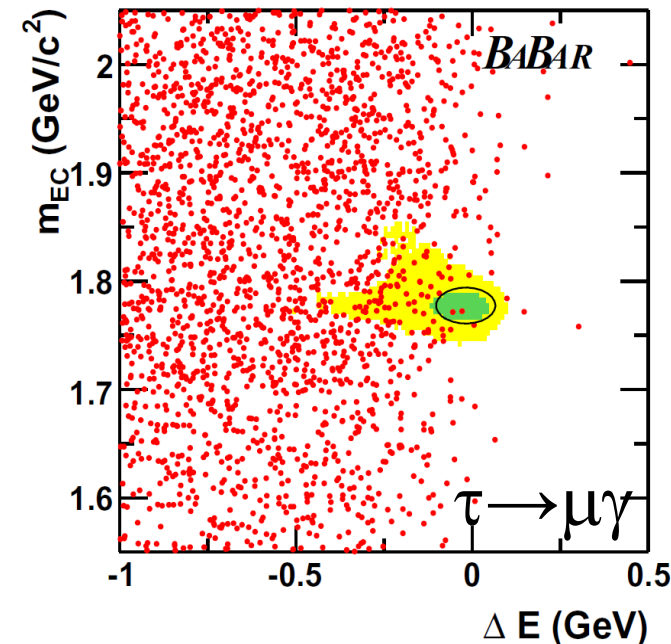
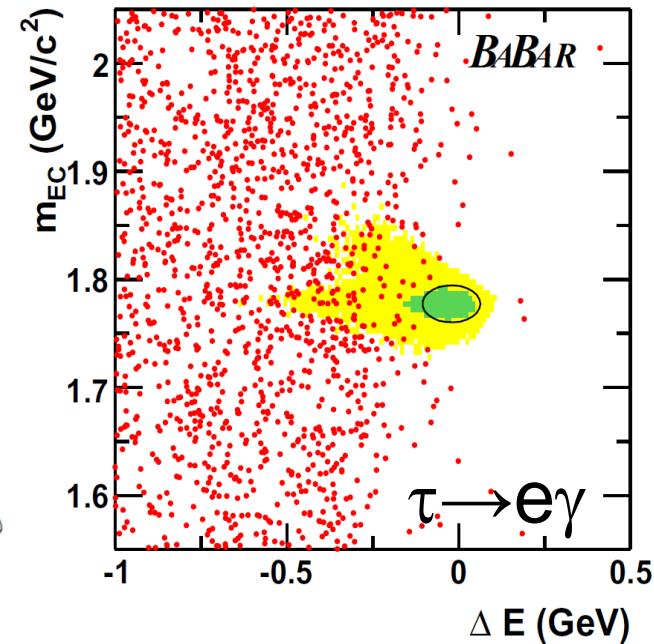
$\text{Br}(\tau \rightarrow \mu \gamma) < 4.5 \times 10^{-8}$ at 90% C.L.

$\text{Br}(\tau \rightarrow e \gamma) < 1.2 \times 10^{-7}$ at 90% C.L.

$\tau \rightarrow \mu \gamma, e \gamma$ (PRL104,021802(2010))

Data: 482M τ pairs (including Y(2,3S) data)

Use Neural network for event selection



Decay modes	2 σ signal ellipse		ϵ (%)	UL ($\times 10^{-8}$)	
	obs	exp		obs	exp
$\tau^\pm \rightarrow e^\pm \gamma$	0	1.6 ± 0.4	3.9 ± 0.3	3.3	9.8
$\tau^\pm \rightarrow \mu^\pm \gamma$	2	3.6 ± 0.7	6.1 ± 0.5	4.4	8.2

$\text{Br}(\tau \rightarrow \mu \gamma) < 4.4 \times 10^{-8}$ at 90% C.L.

$\text{Br}(\tau \rightarrow e \gamma) < 3.3 \times 10^{-8}$ at 90% C.L.

Remaining many BG from $e^+e^- \rightarrow \tau^+\tau^-\gamma$
sensitivity is limited by the background

$\tau \rightarrow 3\text{leptons}$ @ BaBar



Update analysis from $376\text{fb}^{-1} \rightarrow \underline{477\text{fb}^{-1}}$


arxiv::1002.4550
(submitted to. PRD-RC)

Improve lepton ID eff.

- μ : $66\% \rightarrow 77\%$
- e : $89\% \rightarrow 91\%$

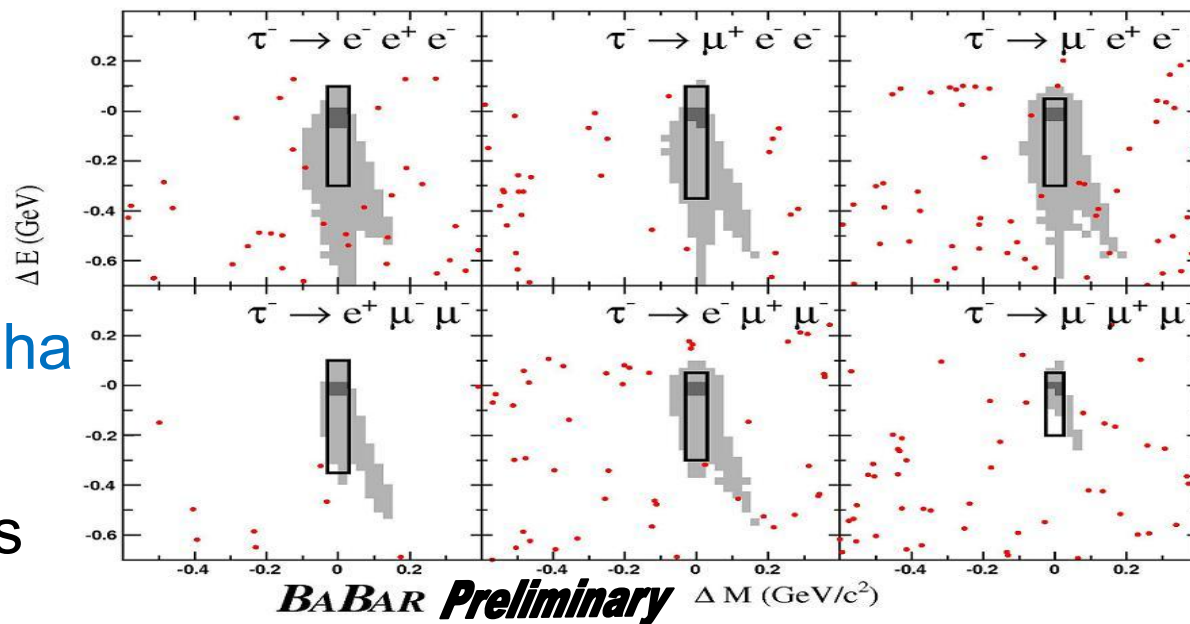
\rightarrow Better BG rejection

BG : two-photon Bhabha

 no events in signal region for all modes

$\text{Br} < (1.8-3.3) \times 10^{-8}$

Improved by a factor
of 2-3 from previous
results



Channel	Efficiency (%)	N_{bgd}	Exp. UL	N_{obs}	UL
$e^+e^-e^+$	8.6 ± 0.2	0.12 ± 0.02	3.4×10^{-8}	0	2.9×10^{-8}
$e^+e^-\mu^+$	8.8 ± 0.5	0.64 ± 0.19	3.7×10^{-8}	0	2.2×10^{-8}
$e^+e^+\mu^-$	12.6 ± 0.7	0.34 ± 0.12	2.2×10^{-8}	0	1.8×10^{-8}
$e^+\mu^-\mu^+$	6.4 ± 0.4	0.54 ± 0.14	4.6×10^{-8}	0	3.2×10^{-8}
$e^-\mu^+\mu^+$	10.2 ± 0.6	0.03 ± 0.02	2.8×10^{-8}	0	2.6×10^{-8}
$\mu^+\mu^-\mu^+$	6.6 ± 0.6	0.44 ± 0.17	4.0×10^{-8}	0	3.3×10^{-8}

$\tau \rightarrow 3\text{leptons}$ @ Belle

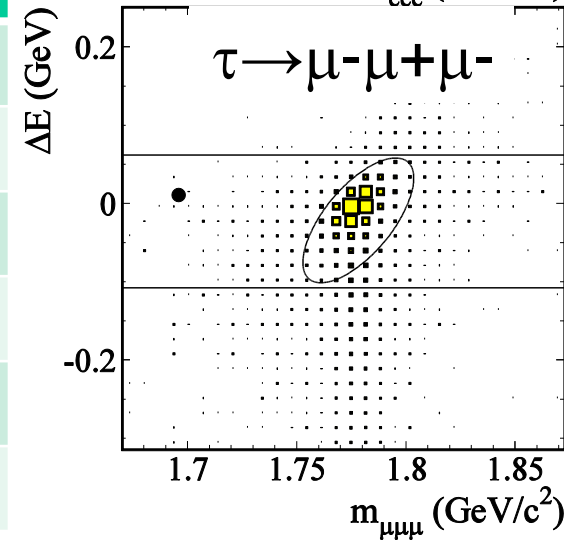
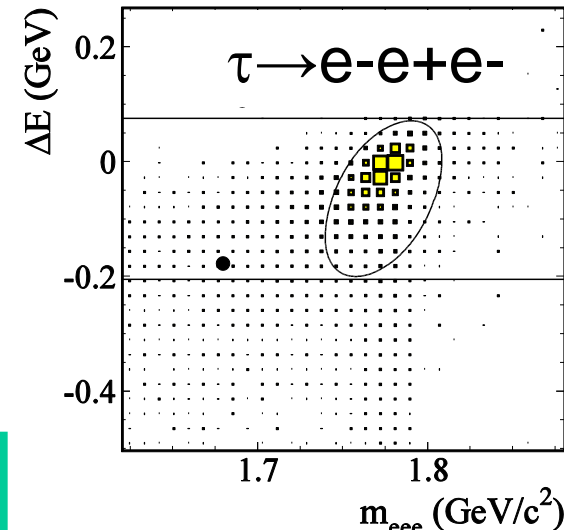
Update analysis from $543\text{fb}^{-1} \rightarrow \underline{782\text{b}^{-1}}$

➡ Apply almost same event selection as previous analysis

We observe no events in signal region for all modes

PLB 687, 139 (2010)

Mode	ε (%)	$N_{\text{BG}}^{\text{EXP}}$	σ_{syst} (%)	UL ($\times 10^{-8}$)
$e^-e^+e^-$	6.0	0.21 ± 0.15	9.8	2.7
$\mu^-\mu^+\mu^-$	7.6	0.13 ± 0.06	7.4	2.1
$e^-\mu^+\mu^-$	6.1	0.10 ± 0.04	9.5	2.7
$\mu^-e^+e^-$	9.3	0.04 ± 0.04	7.8	1.8
$\mu^-e^+\mu^-$	10.1	0.02 ± 0.02	7.6	1.7
$e^-\mu^+e^-$	11.5	0.01 ± 0.01	7.7	1.5



We obtain upper limit as $\text{Br}(\tau \rightarrow 3\text{leptons}) < (1.5-2.7) \times 10^{-8}$
 \Rightarrow Obtained lower ULs than BaBar's ones ($< (1.8-3.3) \times 10^{-8}$)

$\tau \rightarrow l h h'$

Update from 157 fb^{-1} to 671 fb^{-1} @Belle

14 modes are investigated ($h, h' = \pi^\pm$ and K^\pm)

lepton flavor violation ($\tau^- \rightarrow l^- h^+ h'^-$)

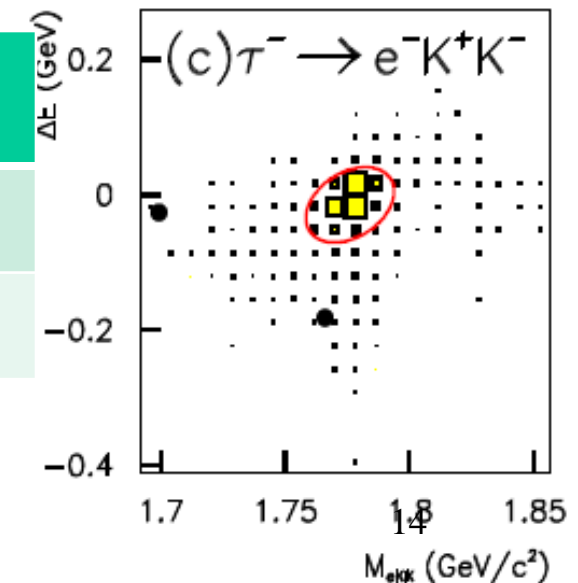
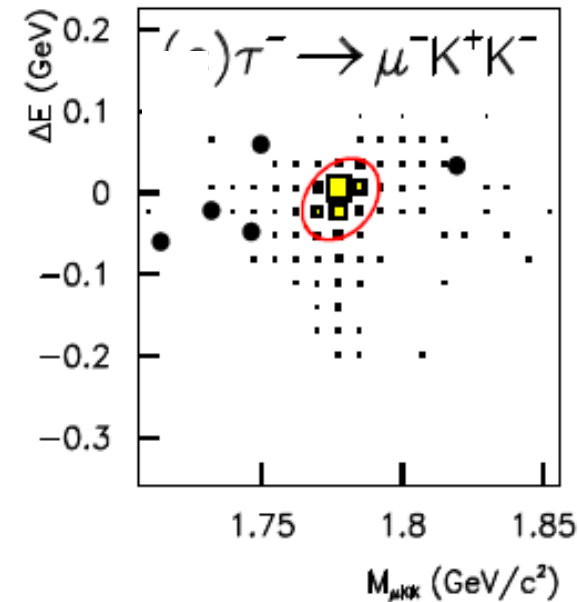
lepton number violation ($\tau^- \rightarrow l^+ h^- h'^-$)

Main BG: generic τ , uds for $\mu h h'$
two-photon for $e h h'$

PLB 682, 355 (2010)

mode	eff (%)	BG	obs	UL ($\times 10^{-8}$)
$\mu h h'$	2.0 - 3.8	0.0 - 1.4	0 - 2	(3.4-16)
$e h h'$	2.8 - 4.0	0.0 - 0.6	0 - 1	(4.4-8.8)

improve upon previous UL
by a factor of (1.6-8.8)



IKs and IKsKs @ Belle

Data : 671 fb⁻¹ @ Belle

arXiv::1003.1183
submitted to PLB

Dominant BG in signal region

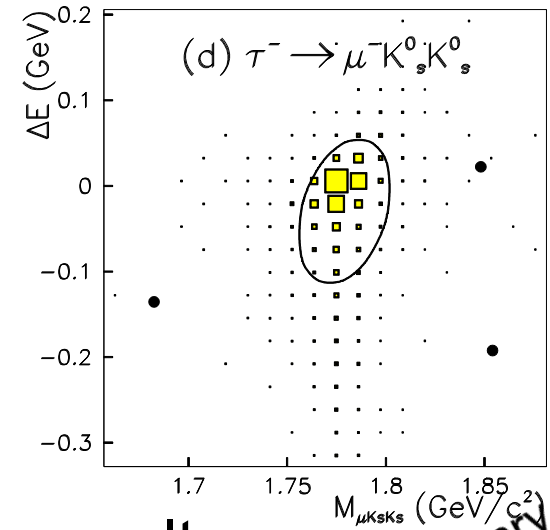
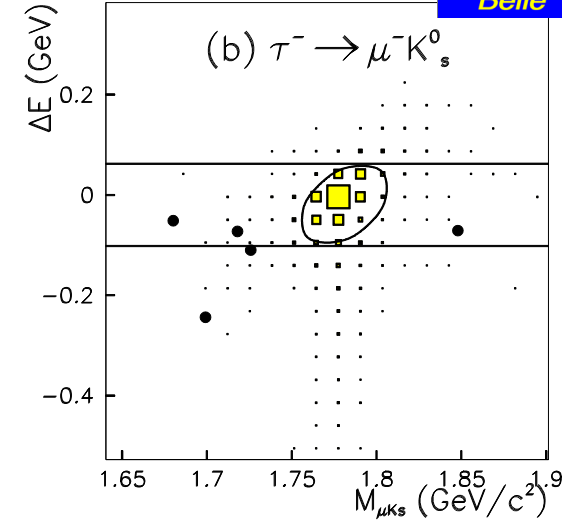
⇒ Fake lepton + real Ks from

$ee \rightarrow q\bar{q}$ (=u,d,s and c) for both modes

We observe no events in signal region

⇒ Set upper limits at 90% C.L.

Mode	ε (%)	N_{BG}	σ_{syst} (%)	N_{obs}	s_{90}	$\mathcal{B} (\times 10^{-8})$
$\tau^- \rightarrow e^- K_S^0$	10.2	0.18 ± 0.18	6.6	0	2.25	2.6
$\tau^- \rightarrow \mu^- K_S^0$	10.7	0.35 ± 0.21	6.8	0	2.10	2.3
$\tau^- \rightarrow e^- K_S^0 K_S^0$	5.82	0.07 ± 0.07	11.2	0	2.44	7.1
$\tau^- \rightarrow \mu^- K_S^0 K_S^0$	5.08	0.12 ± 0.08	11.3	0	2.40	8.0



Preliminary

$\mathcal{B}(\tau \rightarrow IK^0_s K^0_s) < (7.1-8.0) \times 10^{-8}$

⇒ improve by a factor of (31-43) from CLEO's results

• $\mathcal{B}(\tau \rightarrow IK^0_s) < (2.3-2.6) \times 10^{-8}$

⇒ Obtain lower ULs than BaBar's ones $(3.3-4.4) \times 10^{-8}$

New Upper Limits on LFV τ Decay

Reach upper limits around 10^{-8}

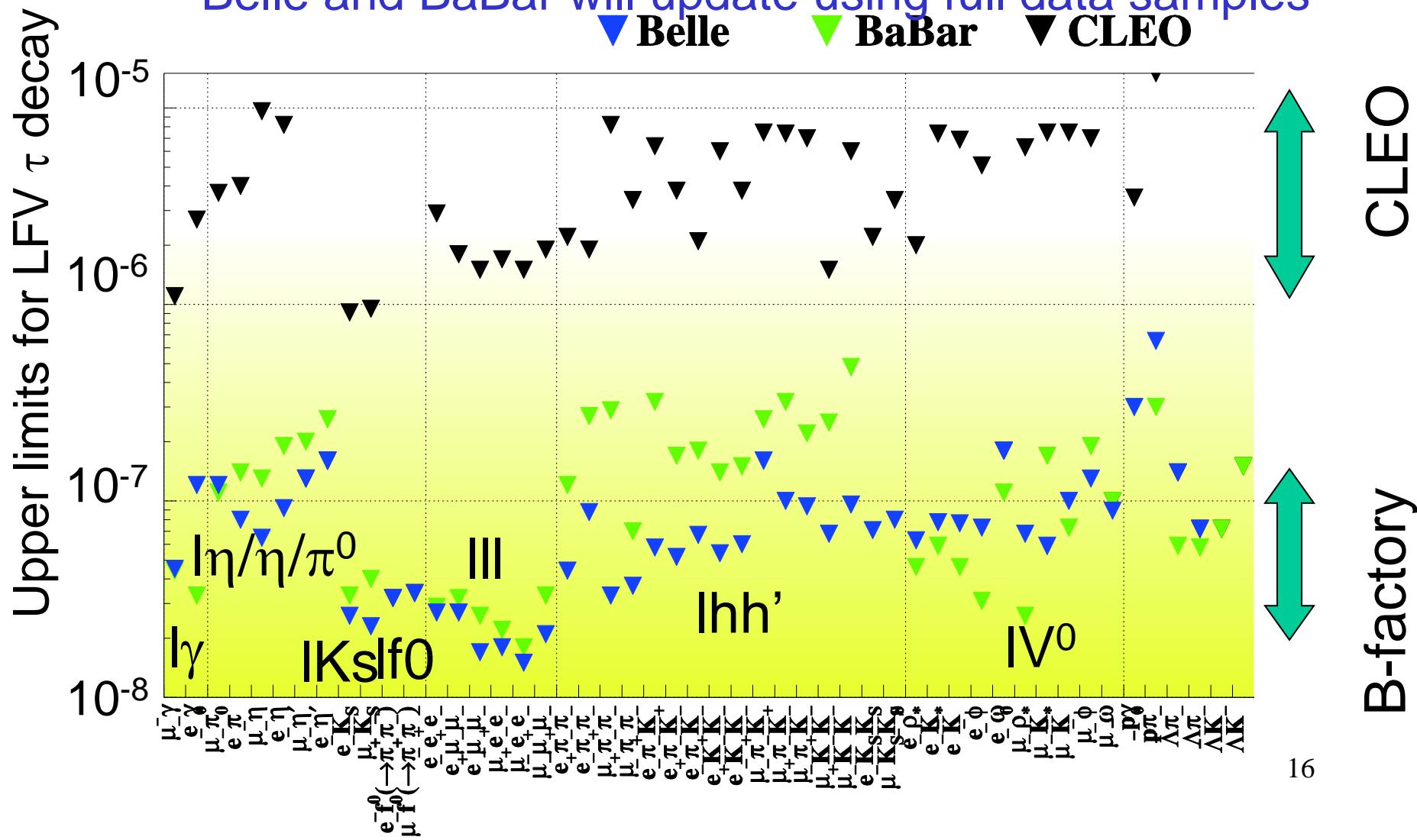
Improve by factor ~ 100 from CLEO

Belle and BaBar will update using full data samples

▼ Belle


▼ BaBar

▼ CLEO



LFV in Υ decays @BaBar

PRL 104.151802(2010)



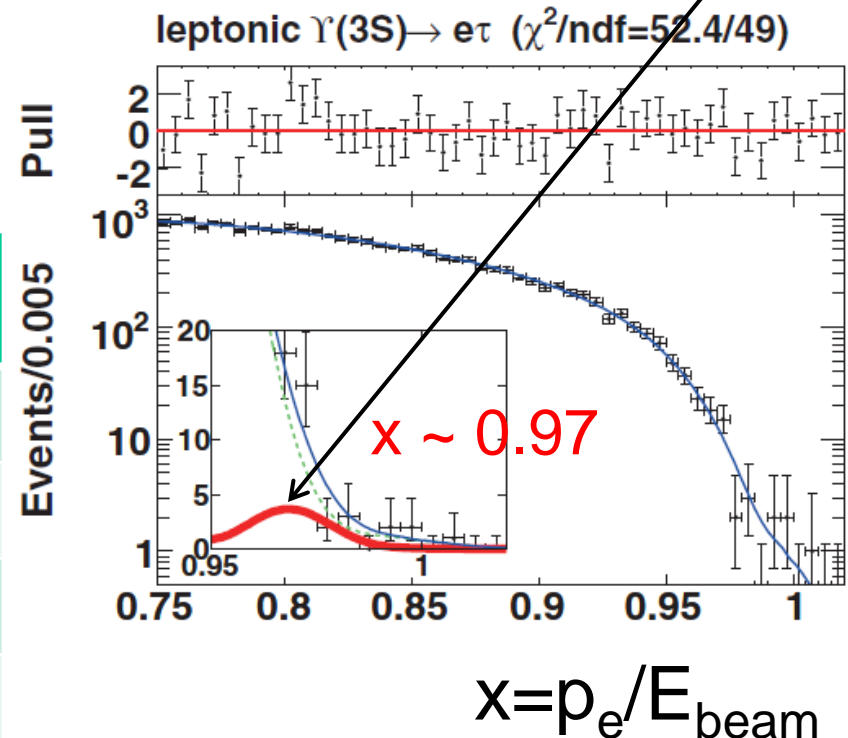
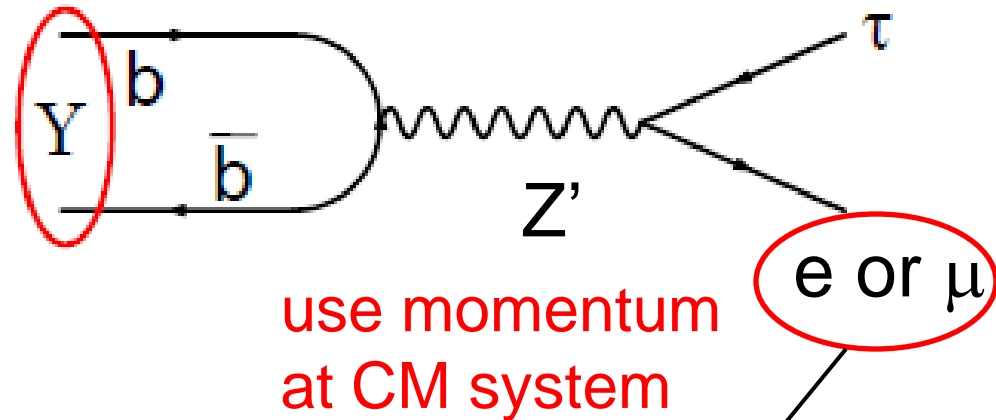
Search for $\Upsilon(nS) \rightarrow l^\pm \tau^\mp$

Data collected by BaBar

- 117×10^6 $\Upsilon(2S)$ (14fb^{-1})
- 99×10^6 $\Upsilon(3S)$ (27fb^{-1})

BG

- Bhabha, $\mu\mu$ and $\tau\tau$
- multi- π and additional γ



modes	UL(10^{-6})	improvement factor
$\Upsilon(2S) \rightarrow e\tau$	< 3.2	first!
$\Upsilon(2S) \rightarrow \mu\tau$	< 3.3	5.5
$\Upsilon(3S) \rightarrow e\tau$	< 4.2	first
$\Upsilon(3S) \rightarrow \mu\tau$	< 3.1	3.7

Future Prospects

LFV sensitivity for future prospect
Super B-factory

LFV Sensitivity for future prospects

LFV sensitivity

→ depends on background level

- $\tau \rightarrow l\gamma$,

Sensitivity currently limited due to background from $\tau^+\tau^-\gamma$ events

→ scale as $\sim 1/\sqrt{L}$

- $\tau \rightarrow 3\text{leptons}, l+\text{meson}$

Negligible background at 1ab^{-1}

due to - Good particle identification
- Mass restriction to select meson

Expected to remain a few or less BG event at 10ab^{-1}

→ scale as $\sim 1/L$

Super B-factory

Super B-factory: $(10 \sim 50) \text{ ab}^{-1}$

Expected sensitivity

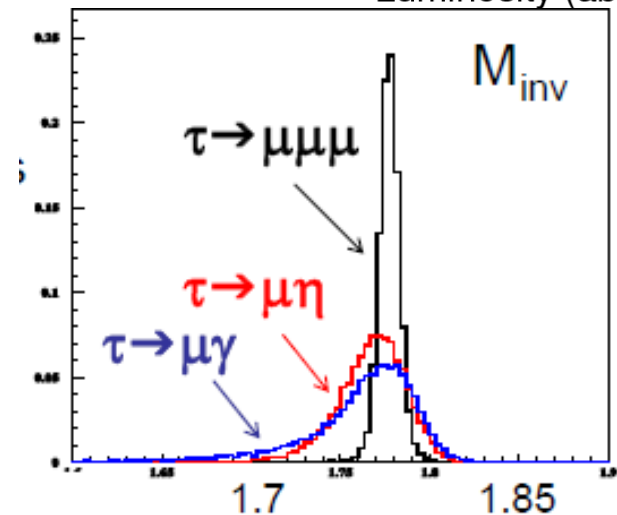
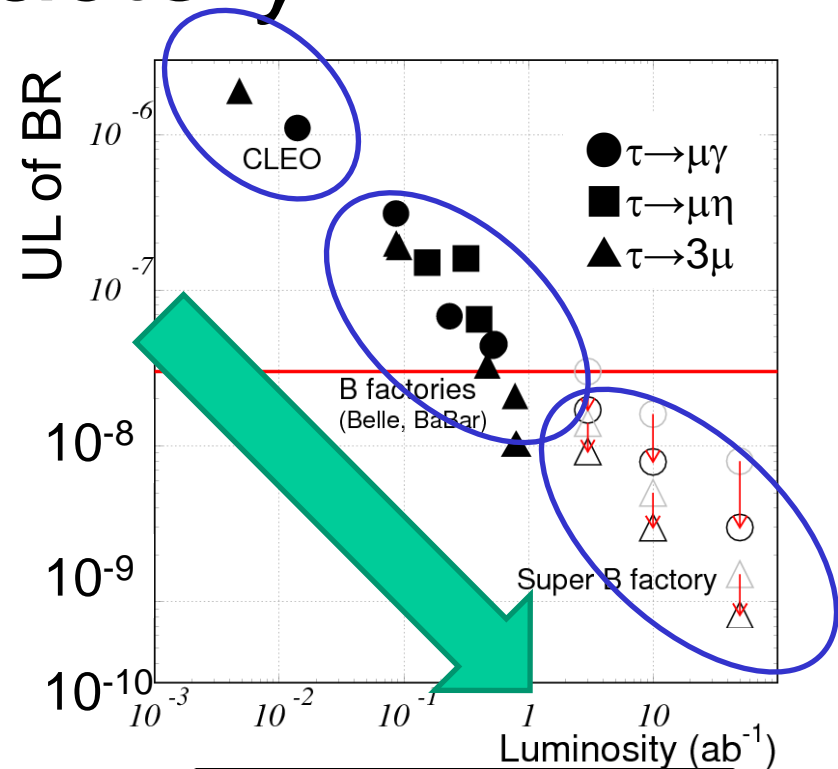
$$\tau \rightarrow l \gamma \quad \text{Br} \sim \mathcal{O}(10^{-(8-9)})$$

$$\tau \rightarrow \text{ll}, l + \text{meson} \quad \text{Br} \sim \mathcal{O}(10^{-(9-10)})$$

➡ Provide valuable information for understanding of New Physics

For example,
to improve sensitivity of $l \gamma$ modes

- Reduce beam BG
- Improve resolution of γ
⇒ Reduce material in front of EM calorimeter



Summary

Summary


Lepton flavor violation is a good signature of NP.

We have searched for LFV τ and $Y(ns)$ decay using a large data sample obtained by B-factories

No LFV signals are observed yet and we set limits of branching fraction around $O(10^{-8})$ for τ decays

- Improve sensitivity by factor ~ 100 from CLEO
 \Rightarrow rejected BG effectively because of detailed BG study

Other process : $UL < O(10^{-6})$ for $Y(nS)$ decays

 Will update results using full data samples

Super B-factories will make LFV sensitivity to reach $O(10^{-9 \sim 10})$ with 50 ab^{-1}