

International Workshop on QCD Exotics
June 8-12, 2015, Shangdong University, Jinan, China

R_b measurements

Roman Mizuk
(Belle Collaboration)

Institute for Theoretical and Experimental Physics
and Moscow Institute of Physics and Technology

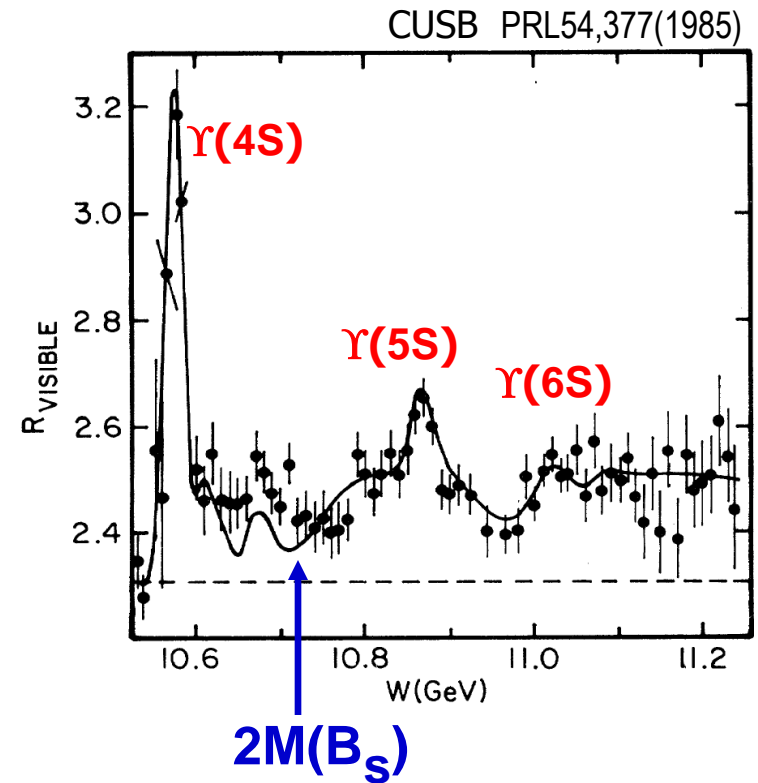
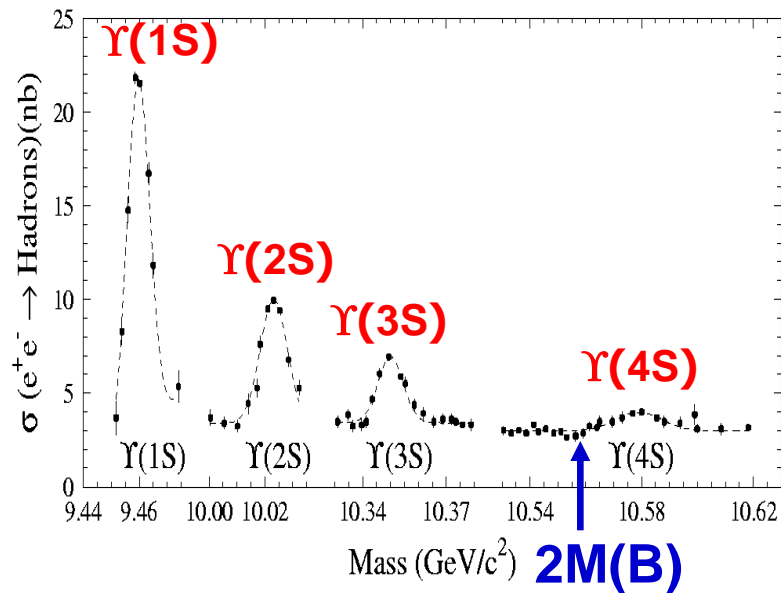
Outline

Introduction

R_b and $R_{\Upsilon\pi\pi}$ scans at Belle

Belle / Belle-II plans related to scans

e^+e^- hadronic cross-section



$$e^+e^- \rightarrow \Upsilon(4S) \rightarrow B\bar{B}$$

BaBar 433 fb^{-1} + Belle 711 fb^{-1}

$$e^+e^- \rightarrow b\bar{b} (\Upsilon(5S)) \rightarrow BB, B\bar{B}^*, B^*\bar{B}^*, B\bar{B}^*\pi, B^*\bar{B}^*\pi, B_s^{(*)}\bar{B}_s^{(*)}, \dots$$

Belle 121 fb^{-1}

original motivation

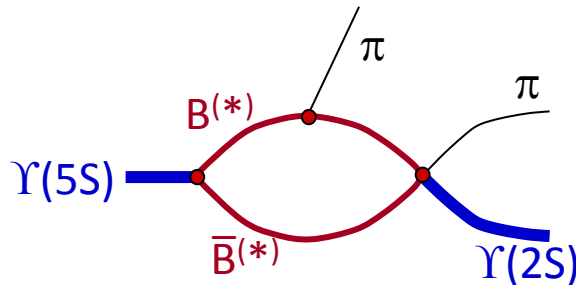
Puzzle of $\Upsilon(5S)$ decays

Belle 2008: anomalous production of $\Upsilon(nS) \pi^+ \pi^-$

PRL100,112001(2008)	$\Gamma(\text{MeV})$
$\Upsilon(5S) \rightarrow \Upsilon(1S) \pi^+ \pi^-$	$0.59 \pm 0.04 \pm 0.09$
$\Upsilon(5S) \rightarrow \Upsilon(2S) \pi^+ \pi^-$	$0.85 \pm 0.07 \pm 0.16$
$\Upsilon(5S) \rightarrow \Upsilon(3S) \pi^+ \pi^-$	$0.52^{+0.20}_{-0.17} \pm 0.10$
$\Upsilon(2S) \rightarrow \Upsilon(1S) \pi^+ \pi^-$	0.0060
$\Upsilon(3S) \rightarrow \Upsilon(1S) \pi^+ \pi^-$	0.0009
$\Upsilon(4S) \rightarrow \Upsilon(1S) \pi^+ \pi^-$	0.0019

10^2

1. Rescattering $\Upsilon(5S) \rightarrow B^{(*)} \bar{B}^{(*)} \rightarrow \Upsilon(nS) \pi \pi$?



\Leftarrow Enhanced if $B^{(*)} \bar{B}^{(*)}$ are on-shell

Simonov JETP Lett 87,147(2008)

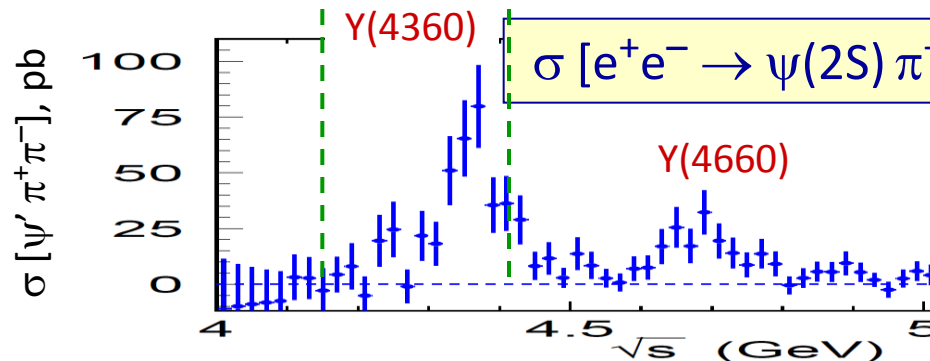
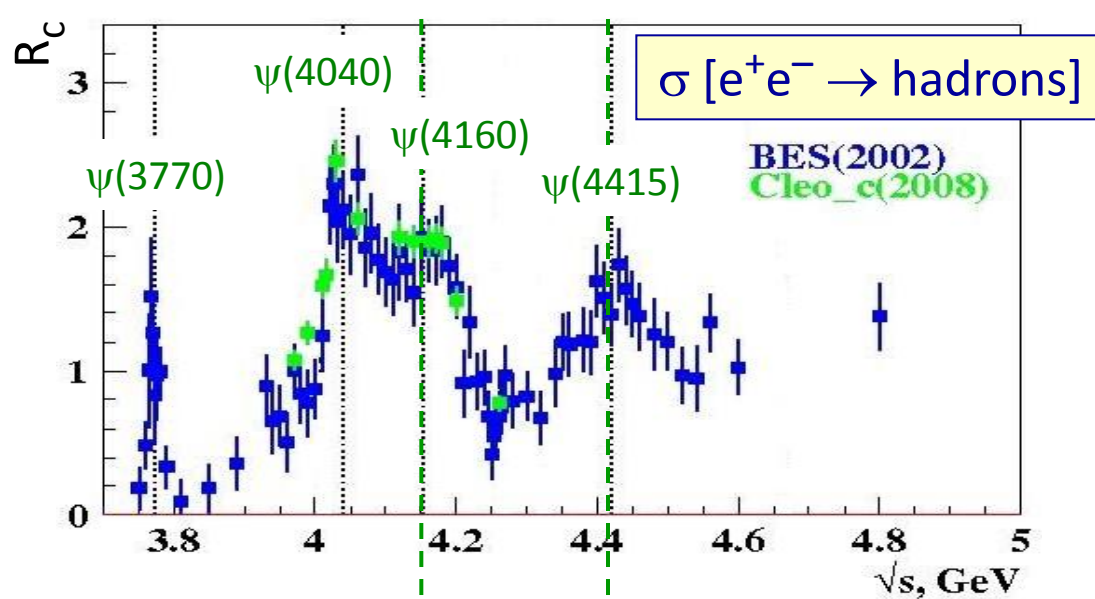
Meng Chao PRD77,074003(2008)

2. Not $\Upsilon(5S)$ but some other state ($\equiv Y_b$) decays to $\Upsilon(nS) \pi \pi$?

This is the situation in charmonium \Rightarrow

Cross-sections in charmonium region

$$R_c = \frac{\sigma(e^+e^- \rightarrow \text{hadrons})}{\sigma_0(e^+e^- \rightarrow \mu^+\mu^-)} - R_{uds}$$



using ISR

BaBar PRD86,051102R(2012)

Belle PRL110,252002(2013)

BaBar PRD89,111103(2014)

Belle arxiv:1410.7641

No signals of ψ states

New states:

$Y(4260)$, $Y(4360)$, $Y(4660)$

Y states are not seen in total hadronic cross-section.

Energy scan by Belle in 2007

PRD82,091106R(2010)

⇒ Investigate R_b and $\sigma[\Upsilon(nS) \pi\pi]$ line shapes

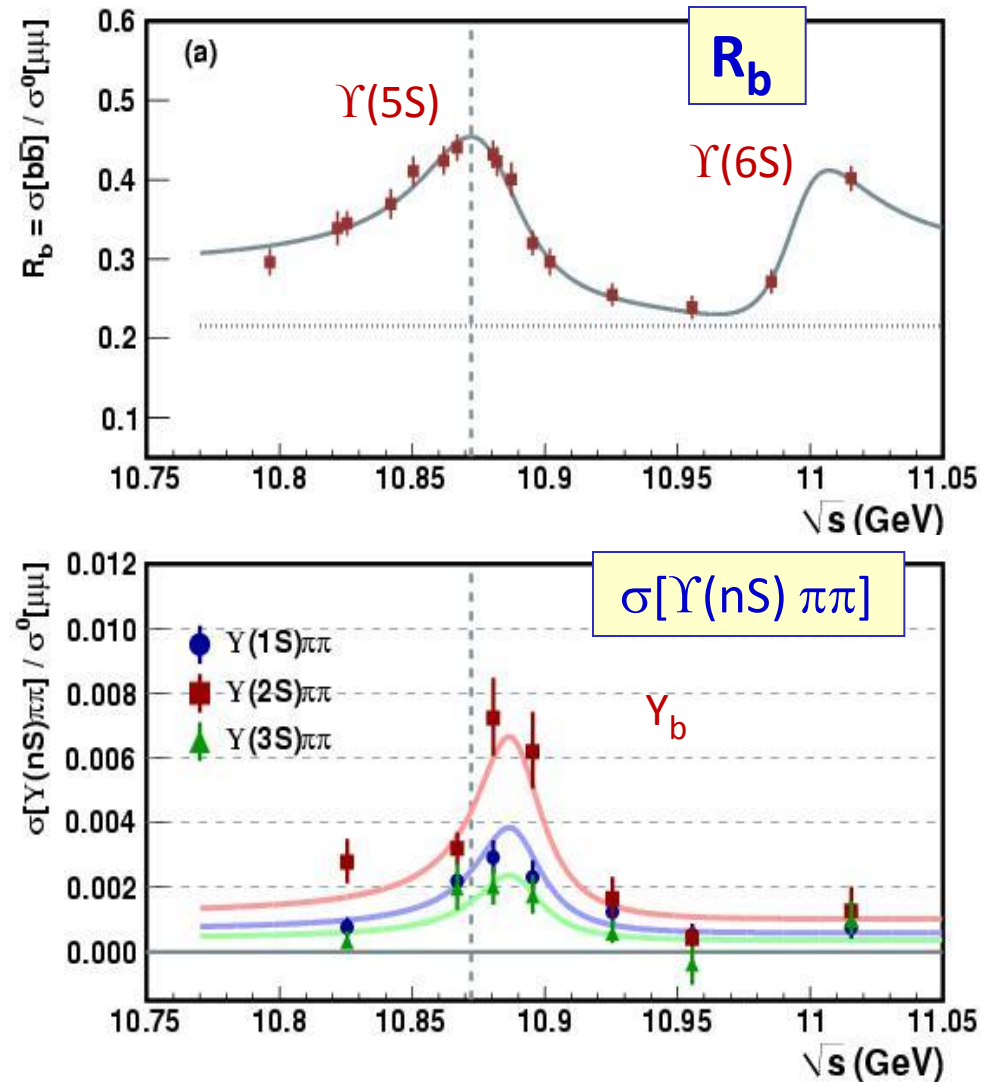
2007 energy scan:

6 points $\sim 1\text{fb}^{-1}$ for $\sigma[\Upsilon(nS) \pi\pi]$

9 points 30pb^{-1} for R_b

⇒ R_b and $\sigma[\Upsilon(nS) \pi\pi]$ shapes disagree, significance is 2σ only

no evidence for separate Y_b state

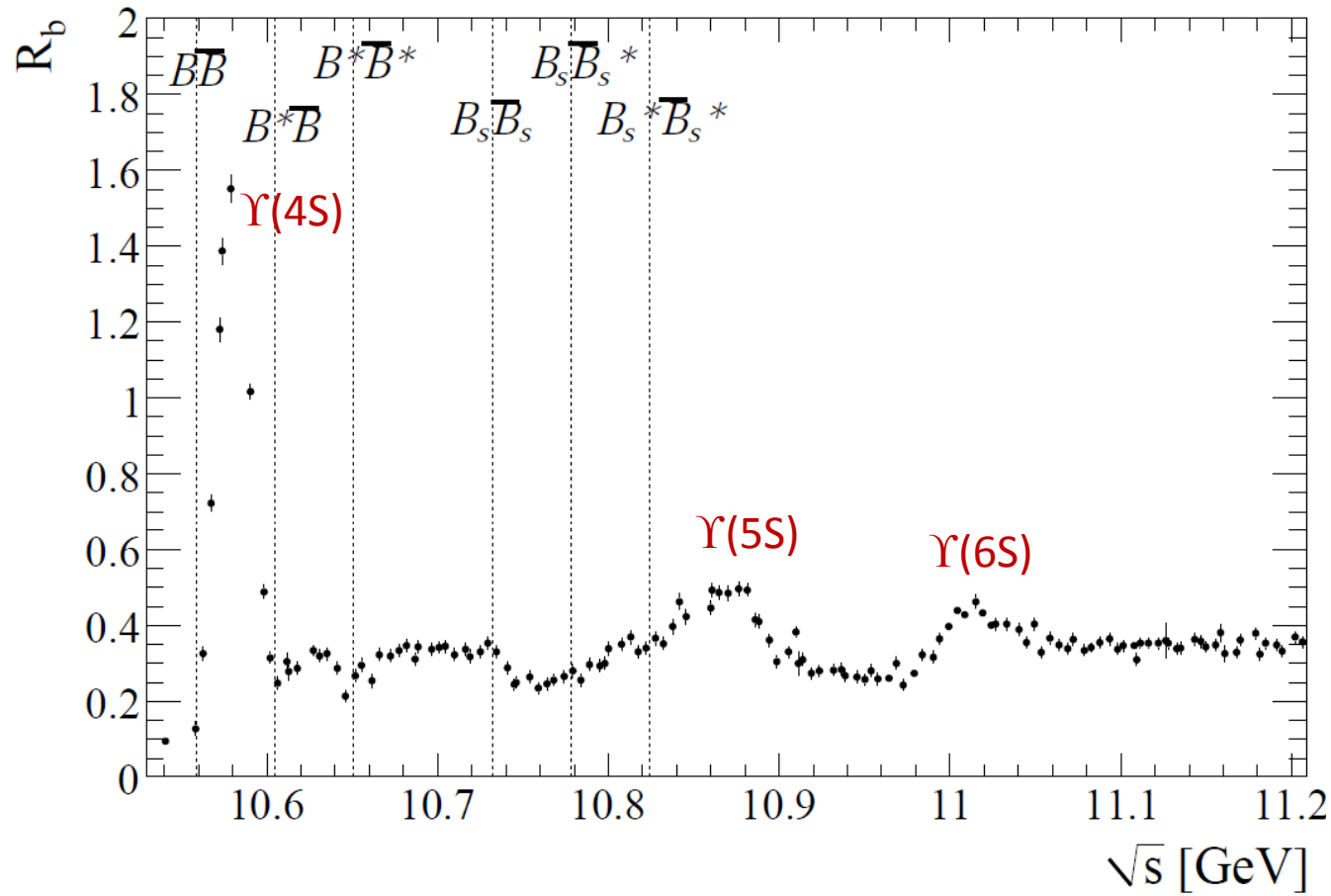


Energy scan by BaBar in 2008

PRL100,112001(2008)

25pb⁻¹ per point

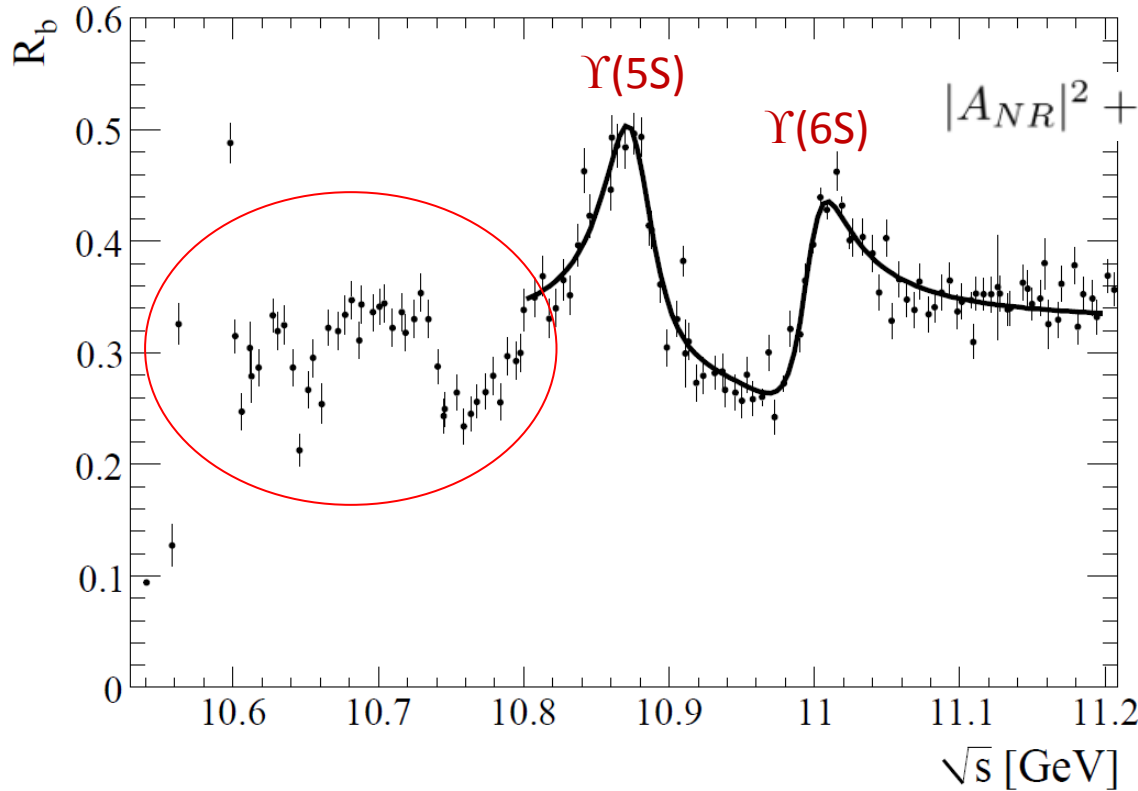
also 8 points 600pb⁻¹ per points in the $\Upsilon(6S)$ region



Radiative corrections are not applied. Visible cross sections.

Energy scan by BaBar: fit

PRL100,112001(2008)



$$|A_{NR}|^2 + |A_R + A_{5S} e^{i\phi_{5S}} BW(M_{5S}, \Gamma_{5S}) + A_{6S} e^{i\phi_{6S}} BW(M_{6S}, \Gamma_{6S})|^2$$

Coupled channel model
should provide better
description of data.

	$\Upsilon(10860)$	$\Upsilon(11020)$
mass (GeV)	10.876 ± 0.002	10.996 ± 0.002
width (MeV)	43 ± 4	37 ± 3
ϕ (rad)	2.11 ± 0.12	0.12 ± 0.07
PDG mass (GeV)	10.865 ± 0.008	11.019 ± 0.008
PDG width (MeV)	110 ± 13	79 ± 16

significantly
different

No high statistics points to study $\Upsilon(nS)\pi\pi$ final state.

R_b and $R_{\Upsilon\pi\pi}$ scan by Belle

arxiv:1501.01137

→ PRL

Data sets

2010 energy scan:

16 points 1fb^{-1} for $\sigma[\Upsilon(nS) \pi\pi]$

61 point 50pb^{-1} 5MeV step for R_b

continuum point 1fb^{-1} @ 10.52GeV

Use also:

2007 energy scan: 6 points $\sim 1\text{fb}^{-1}$

$\Upsilon(5S)$ on-resonance point 121fb^{-1}

Energy calibration

$e^+e^- \rightarrow \mu^+\mu^-$

Signal shape (including ISR tail) from MC.

Energy scale from high statistics point $\Upsilon(5S) \rightarrow \Upsilon(1S,2S,3S)\pi^+\pi^-$

Uncertainty 0.4MeV (0.7MeV) for high (low) statistics points. Scale uncertainty 1MeV.

Luminosity

Bhabha scattering.

Uncertainty 1.3% (correlated), $\sim 0.3\%$ (uncorrelated).

Hadronic events selection

≥ 5 tracks, ≥ 2 ECL clusters, event vertex close to IP
 ECL energy: $0.1 - 0.8 \sqrt{s}$, total event energy $> 0.5 \sqrt{s}$
 $R_2 < 0.2$

Efficiency 70-74% (average of highest and lowest among $B_{(s)}^{(*)}B_{(s)}^{(*)}(\pi)$ modes)

Calculation of R_h

$$N_i = \mathcal{L}_i \times \left[\sigma_{b\bar{b},i} \epsilon_{b\bar{b},i} + \sigma_{q\bar{q},i} \epsilon_{q\bar{q},i} + \sum \sigma_{\text{ISR},i} \epsilon_{\text{ISR},i} \right]$$

subtracted using continuum point
rad. return to $\Upsilon(1S,2S,3S)$ present at continuum point correction using simulation

Two definitions:

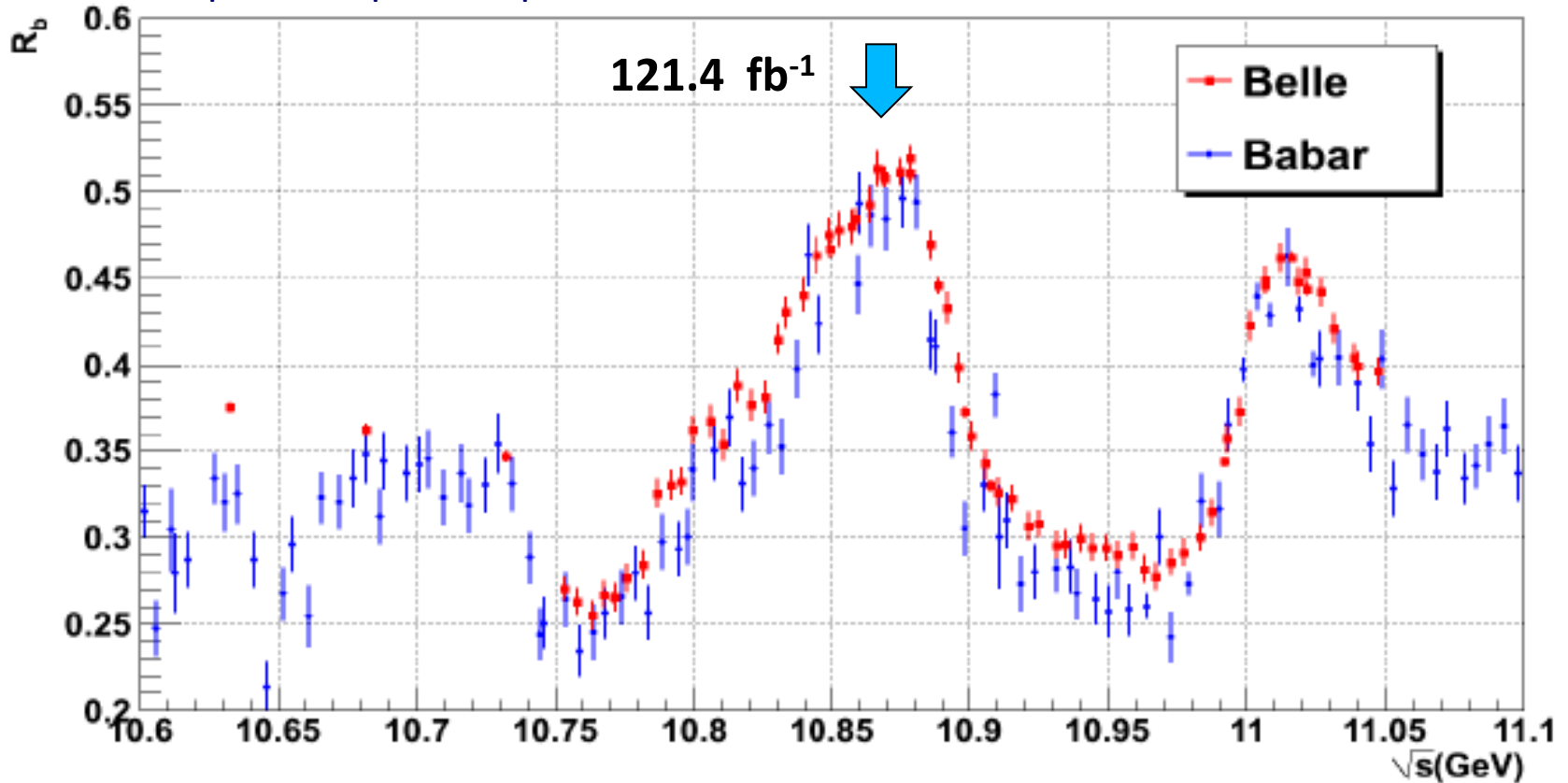
R_b rad. return to $\Upsilon(1S,2S,3S)$ is included *comparison with BaBar*

R'_b rad. return to $\Upsilon(1S,2S,3S)$ is subtracted *other fits*

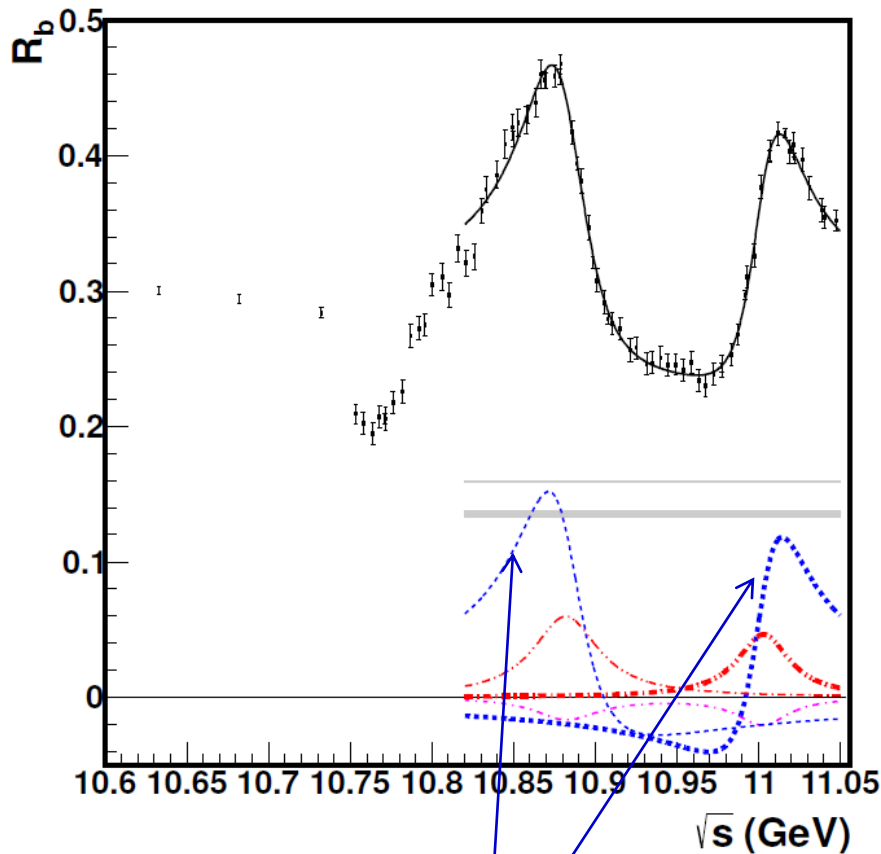
N.B.: these are visible cross sections.

R_b scan

61 point, 50pb^{-1} , step 5MeV



- Better statistical errors, but covers smaller energy range compared to BaBar.
- R_b is slightly higher, by 0.0185.
- No Ali's $Y_b(10900)$ [PLB 684(2010)28], $\Gamma_{ee} < 36\text{eV}$.



Fit to R_b

$$|A_{NR}|^2 + |A_R + A_{5S} e^{i\phi_{5S}} BW(M_{5S}, \Gamma_{5S}) + A_{6S} e^{i\phi_{6S}} BW(M_{6S}, \Gamma_{6S})|^2$$

	$M_{5S} \text{ (MeV}/c^2)$	$\Gamma_{5S} \text{ (MeV)}$
R_b	$10881.9 \pm 1.0 \pm 1.2$	$49.8 \pm 1.9^{+2.1}_{-2.8}$
R'_b	$10881.8^{+1.0}_{-1.1} \pm 1.2$	$48.5^{+1.9}_{-1.8} {}^{+2.0}_{-2.8}$

	$M_{6S} \text{ (MeV}/c^2)$	$\Gamma_{6S} \text{ (MeV)}$
	$11002.9 \pm 1.1^{+0.8}_{-0.9}$	$38.5^{+1.6}_{-1.5} {}^{+1.3}_{-2.4}$
	$11003.0 \pm 1.1^{+0.9}_{-1.0}$	$39.3^{+1.7}_{-1.6} {}^{+1.3}_{-2.4}$

In agreement with BaBar:

	$\Upsilon(10860)$	$\Upsilon(11020)$
mass (GeV)	10.876 ± 0.002	10.996 ± 0.002
width (MeV)	43 ± 4	37 ± 3

Strong interference w/ continuum.

High continuum contribution \Rightarrow uncontrollable systematics due to unknown shape.

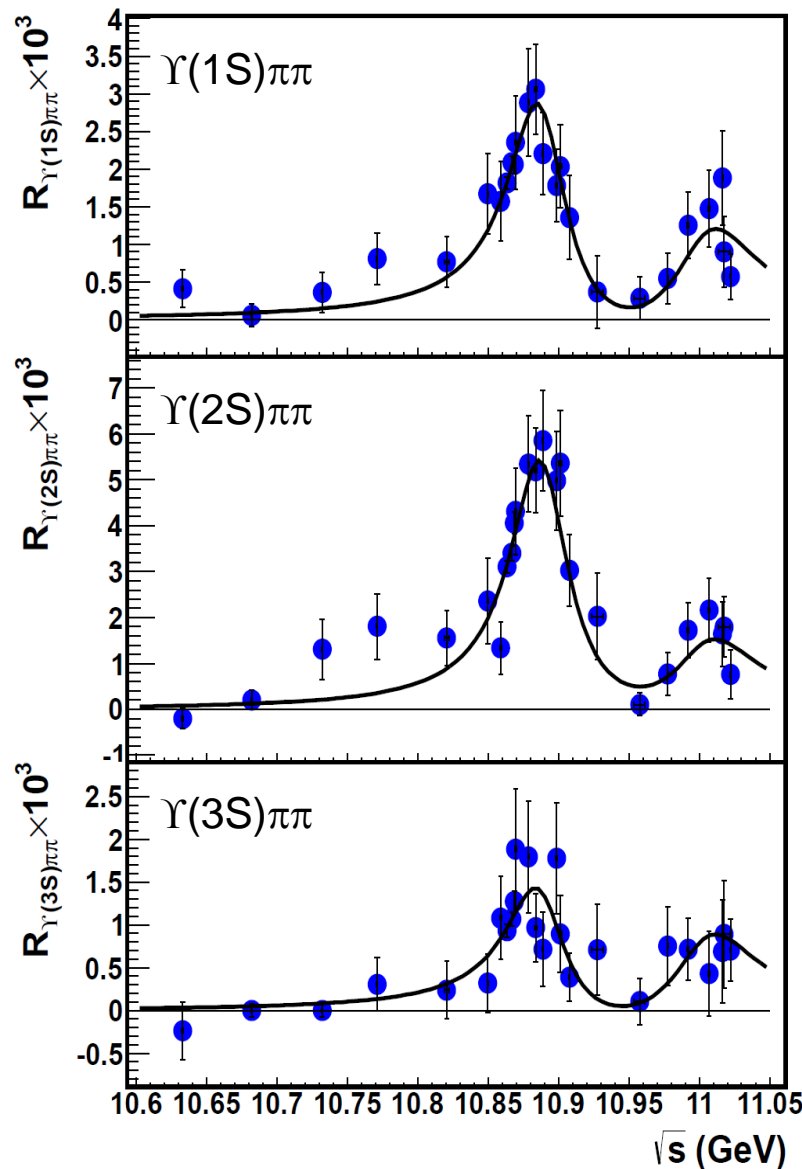
Scan of $R_{\Upsilon(nS)\pi\pi}$

Full reconstruction of $\Upsilon(nS)\pi^+\pi^- \Rightarrow$ purity $\sim 95\%$

$$|A_{NR}|^2 + |A_R + A_{5S} e^{i\phi_{5S}} BW(M_{5S}, \Gamma_{5S}) + A_{6S} e^{i\phi_{6S}} BW(M_{6S}, \Gamma_{6S})|^2$$

Fit $\Rightarrow A_{nr}, A_r$ consistent with zero; fixed at zero.

No uncontrollable systematics.



Consider possible decoherence of $\Upsilon(5S,6S)$ signals due to different resonant structure.

No major difference in $\Upsilon(5S)$ parameters btw R_b and $R_{\Upsilon\pi\pi}$.

	M_{5S} (MeV/ c^2)	Γ_{5S} (MeV)
R'_b	$10881.8^{+1.0}_{-1.1} \pm 1.2$	$48.5^{+1.9}_{-1.8} {}^{+2.0}_{-2.8}$
$R_{\Upsilon(nS)\pi\pi}$	$10891.1 \pm 3.2 {}^{+0.6}_{-1.7}$	$53.7^{+7.1}_{-5.6} {}^{+1.3}_{-5.4}$
	M_{6S} (MeV/ c^2)	Γ_{6S} (MeV)
	$11003.0 \pm 1.1 {}^{+0.9}_{-1.0}$	$39.3^{+1.7}_{-1.6} {}^{+1.3}_{-2.4}$
	$10987.5^{+6.4}_{-2.5} {}^{+9.0}_{-2.1}$	$61^{+9}_{-19} {}^{+2}_{-20}$

Inconsistency of simple fit model

Based on $|A_{5S} BW(M_{5S}, \Gamma_{5S})|$ we can estimate
BFs of $\Upsilon(5S)$ into various exclusive final states:

$$\Upsilon(1S, 2S, 3S)\pi^+\pi^- \quad 17 \pm 2 \%$$

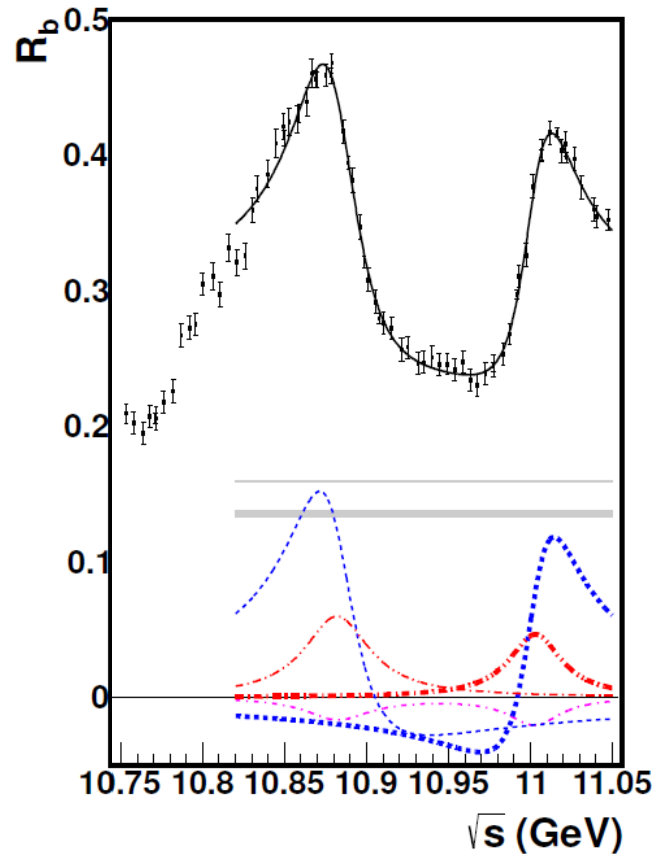
$$+\text{isospin symmetry} \quad 26 \pm 3 \%$$

assume Z_b states are produced resonantly

$$\Leftarrow Z_b \rightarrow \Upsilon(nS)\pi, \quad Z_b \rightarrow h_b(nP)\pi \Rightarrow$$

$$+h_b(1P, 2P)\pi\pi \quad 42 \pm 4 \%$$

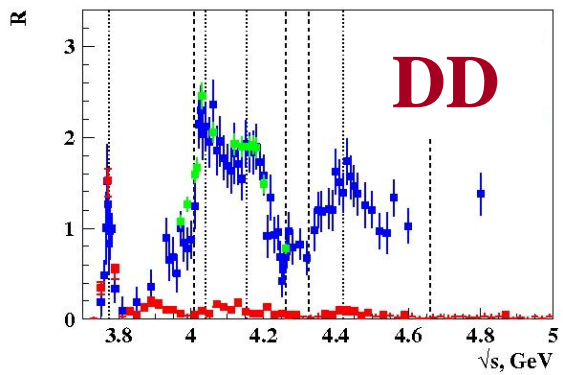
$$+BB^*\pi, B^*B^*\pi \quad 109 \pm 15 \%$$



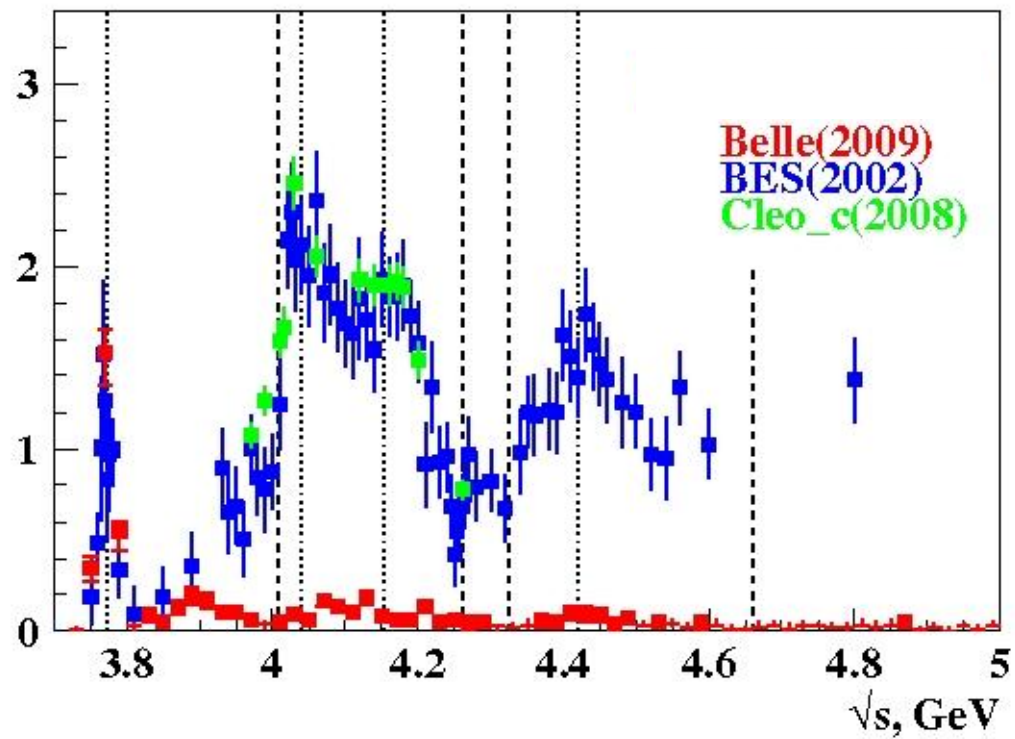
No room for resonant component in $B^{(*)}B^{(*)}$, $B_s^{(*)}B_s^{(*)} \Rightarrow$ Non resonant?

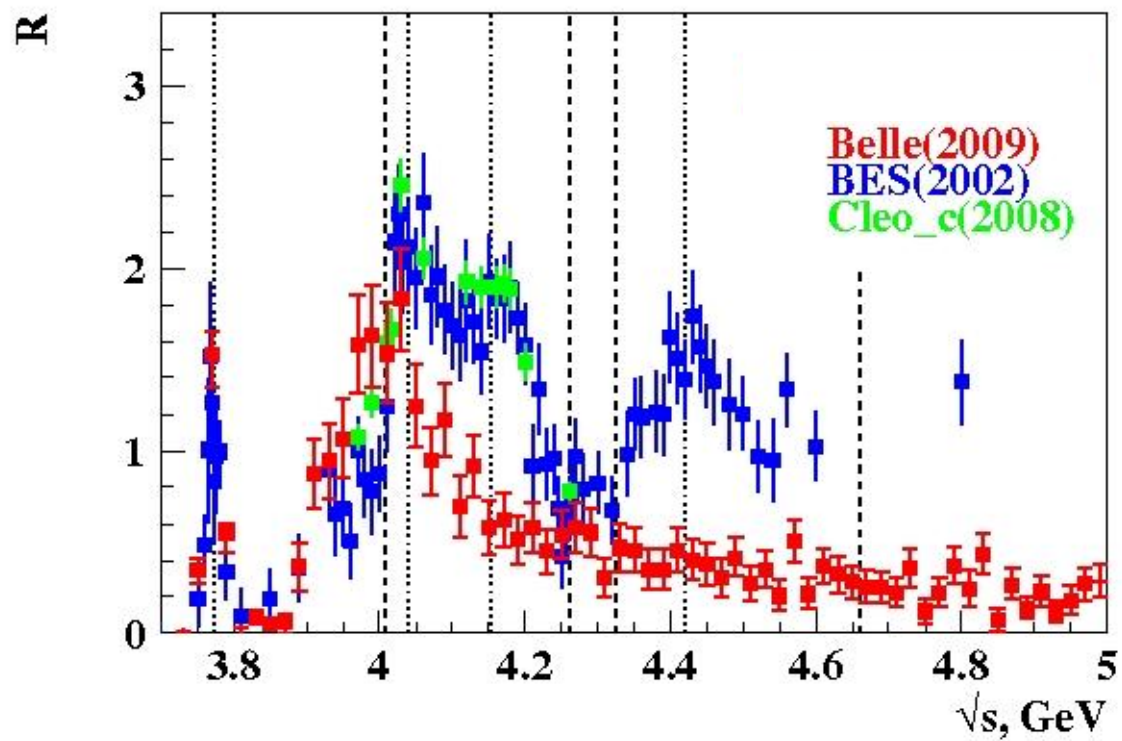
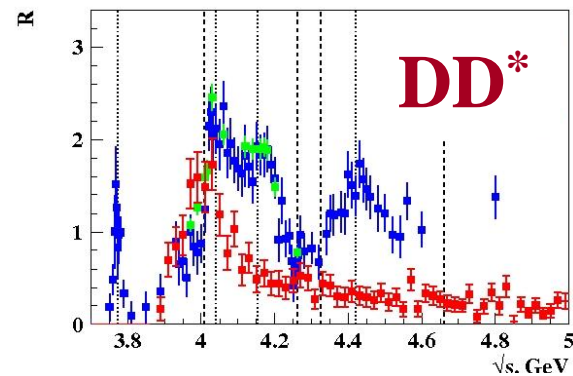
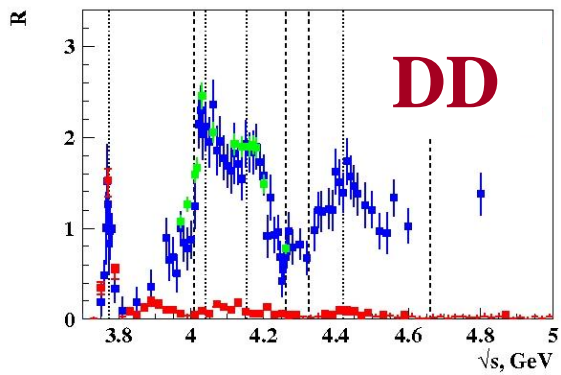
How can interfere resonant and non-resonant components if they are in different channels \Rightarrow inconsistency.

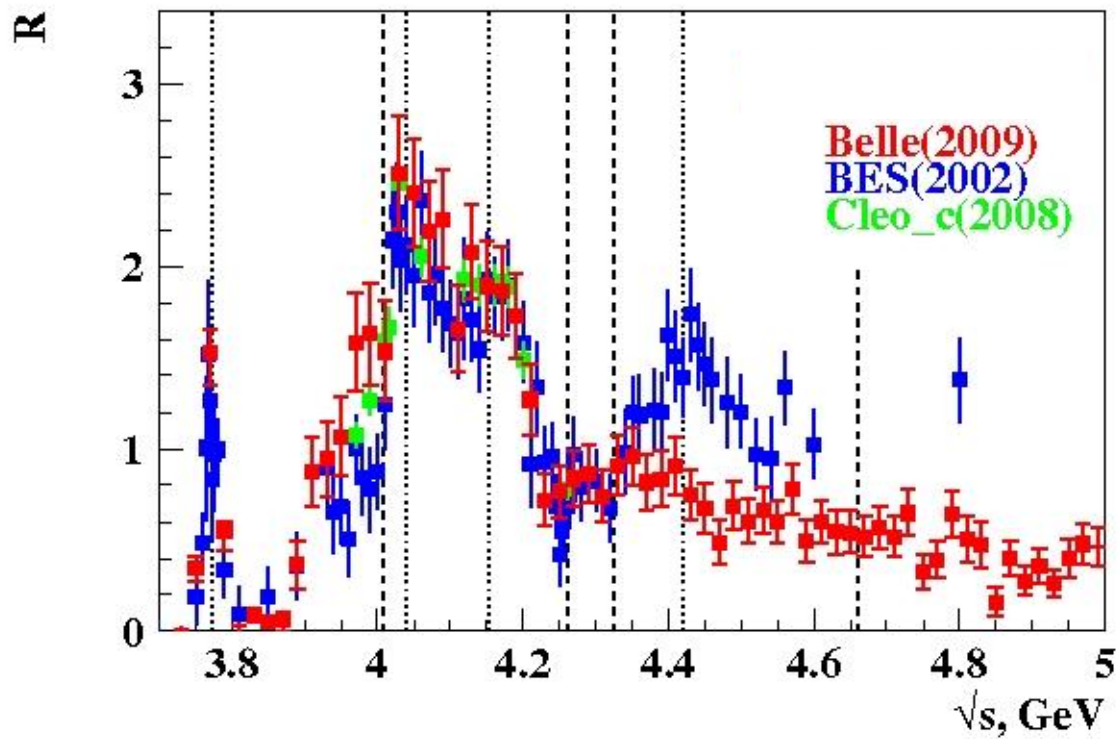
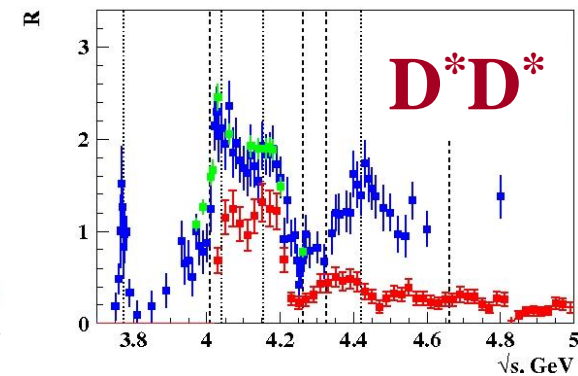
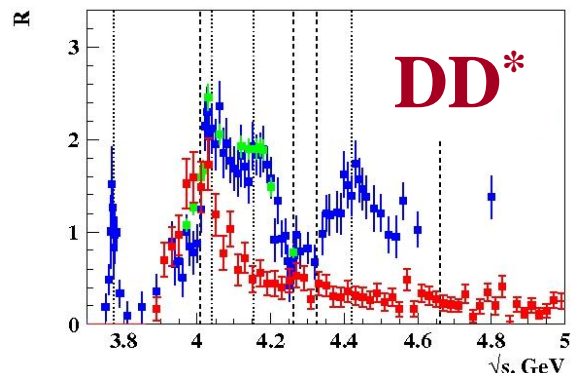
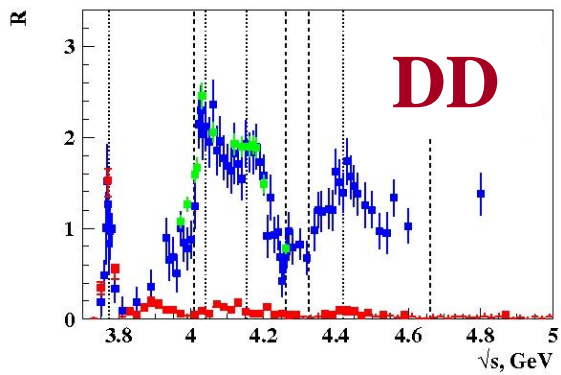
It is useful to decompose R_b into various exclusive channels, like it is done for $R_c \Rightarrow$

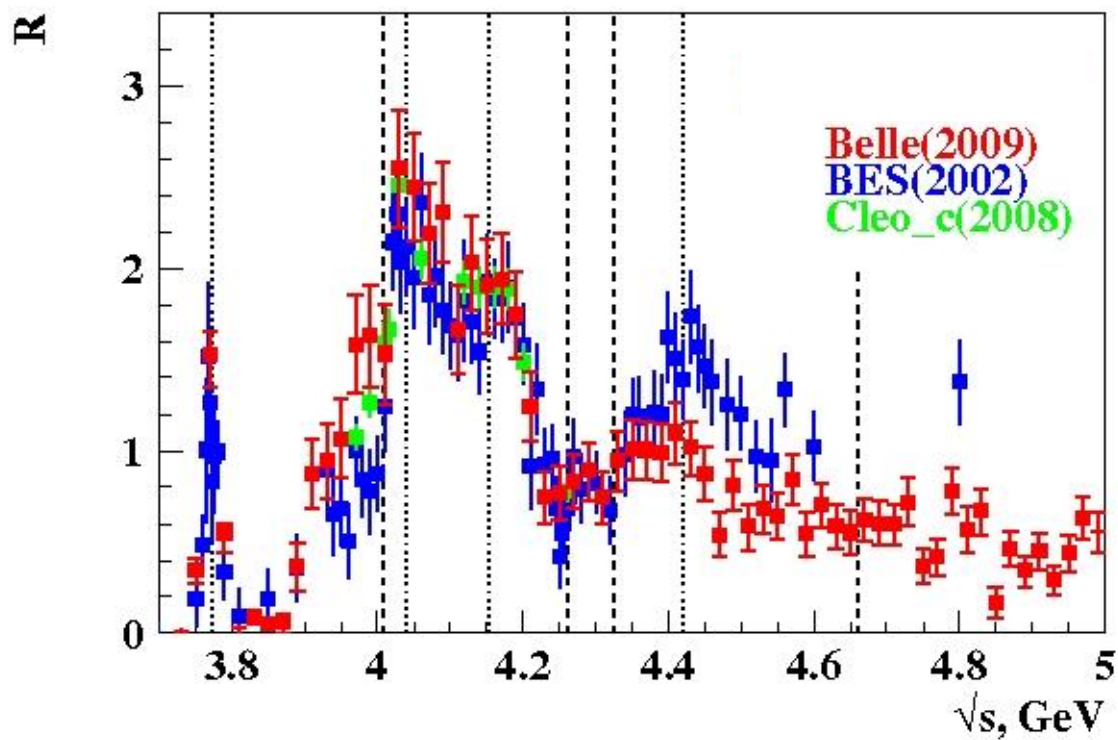
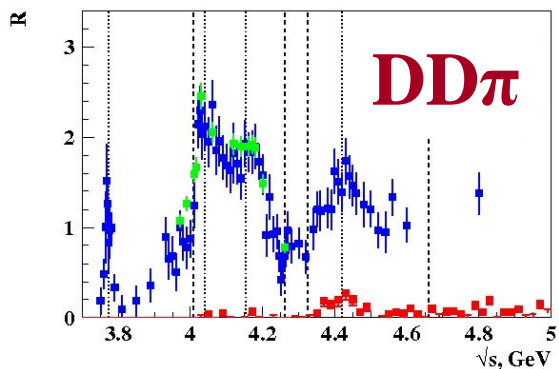
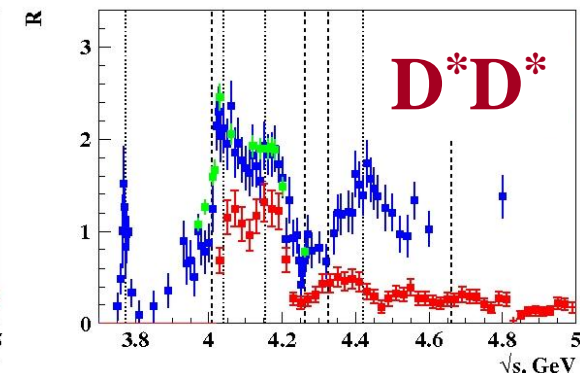
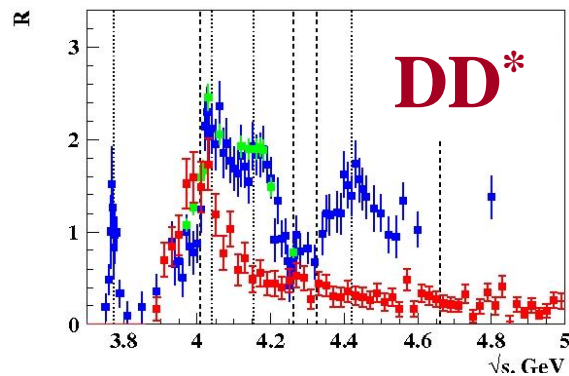
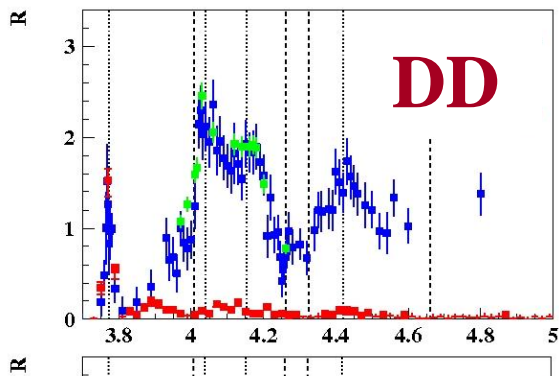


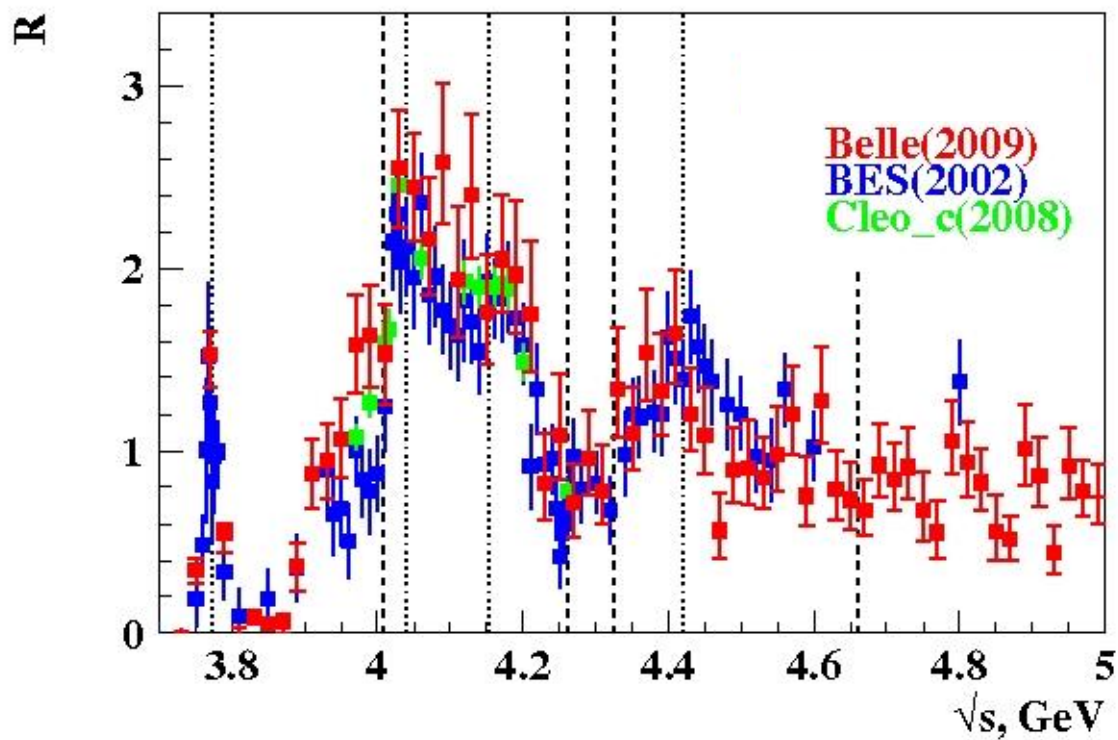
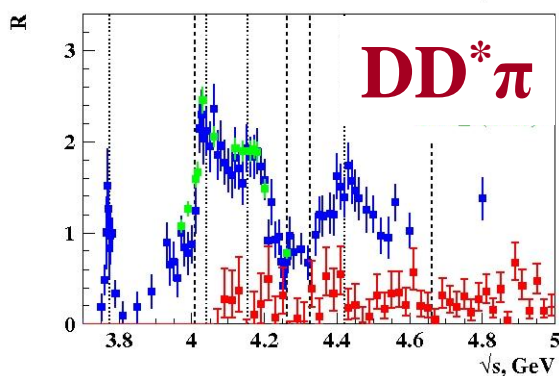
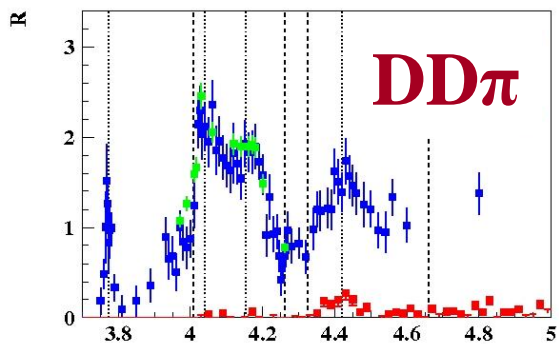
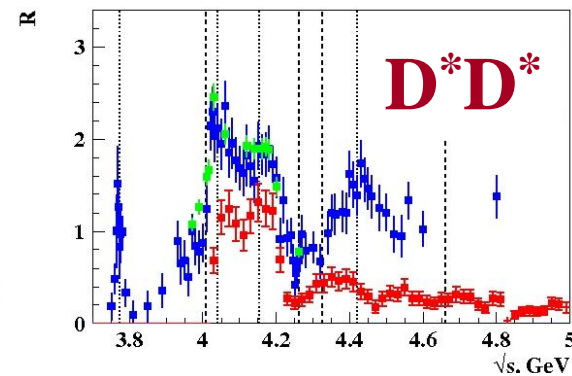
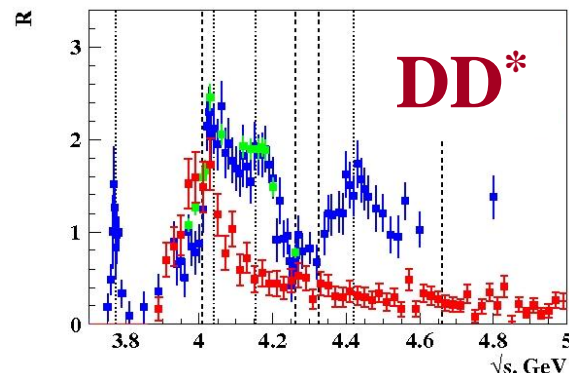
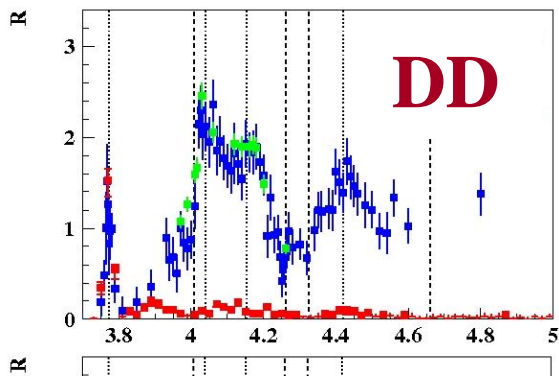
R

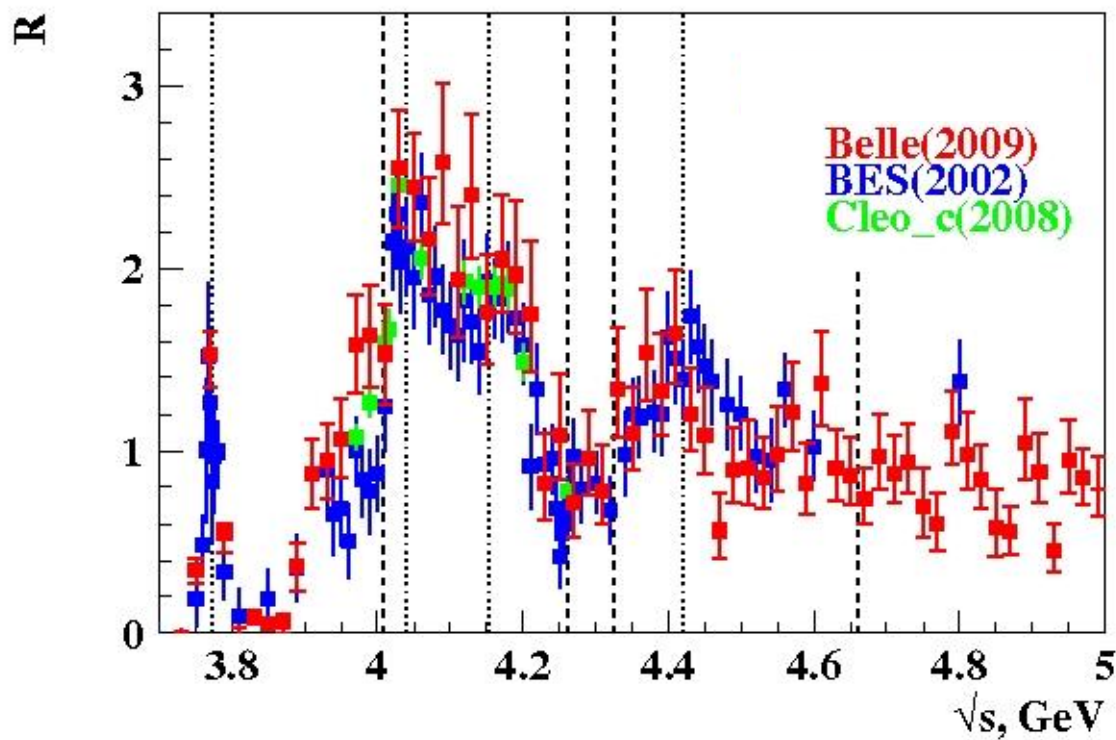
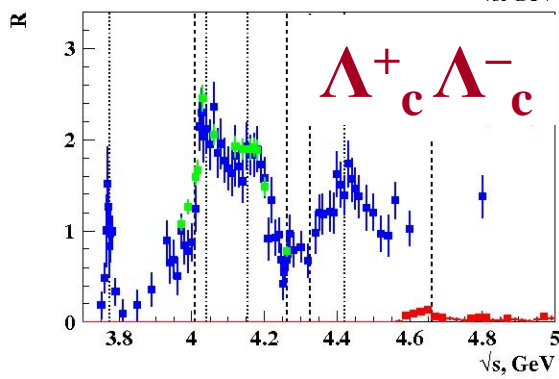
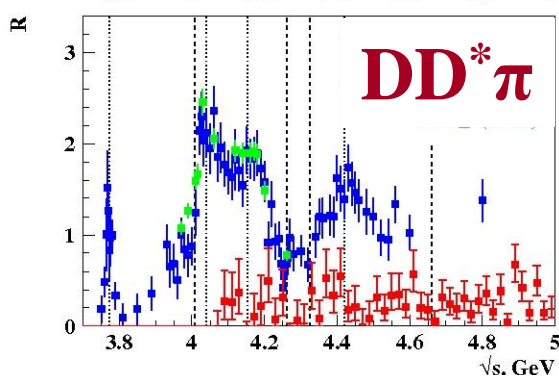
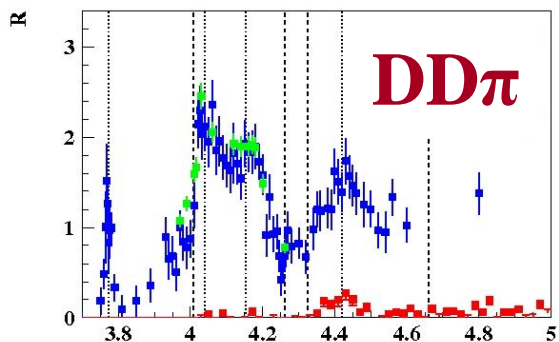
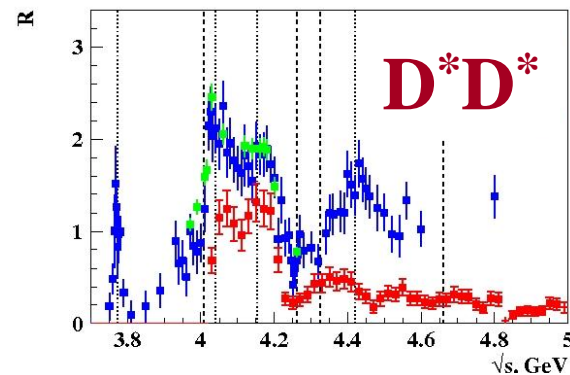
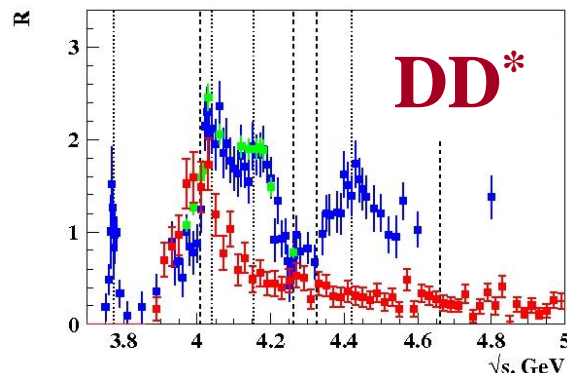
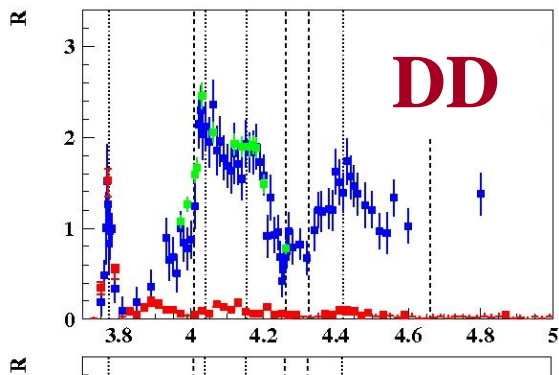


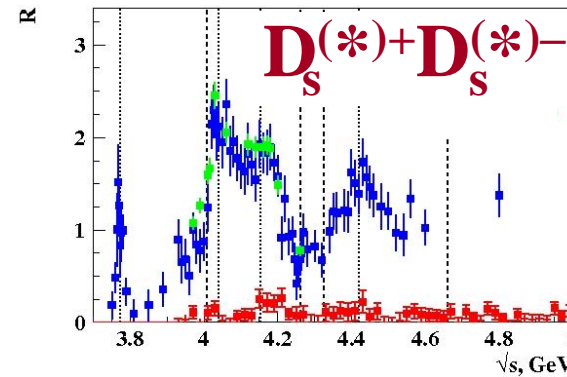
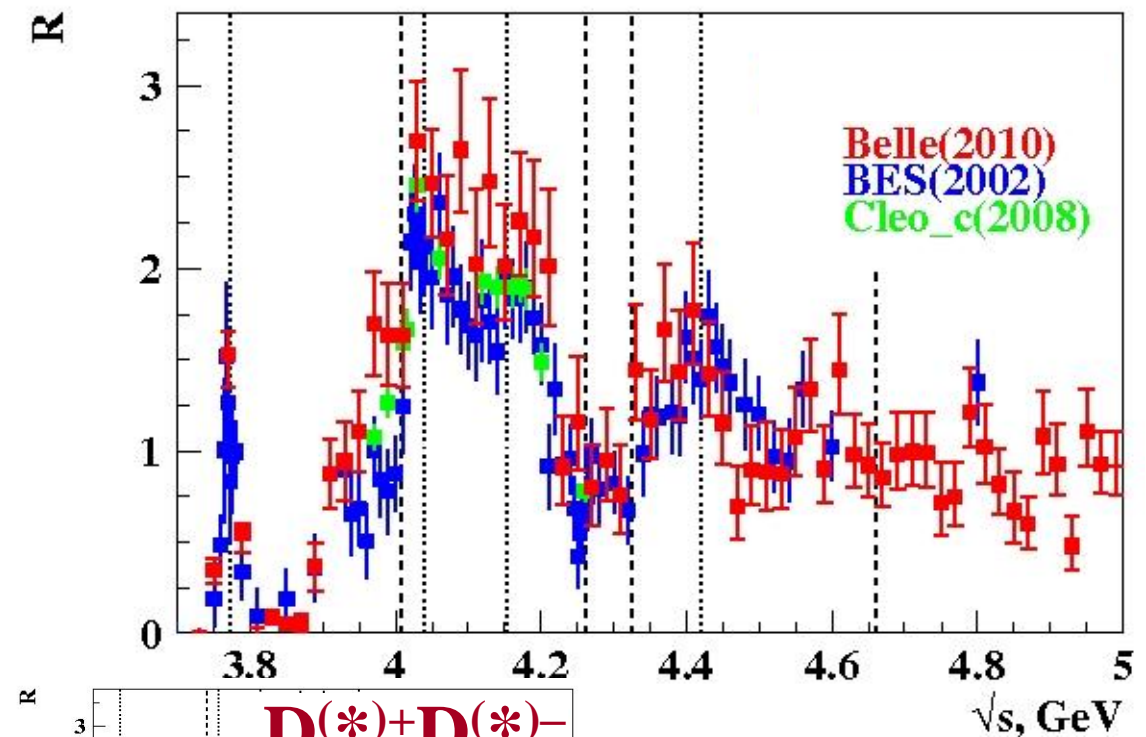
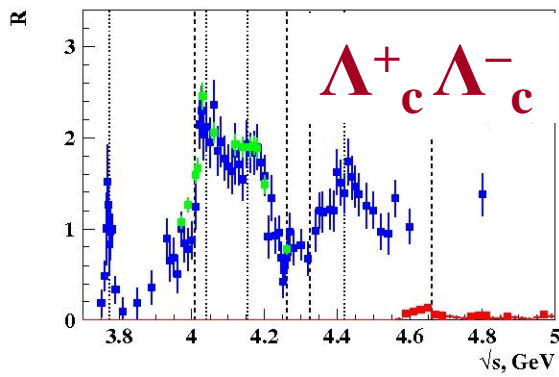
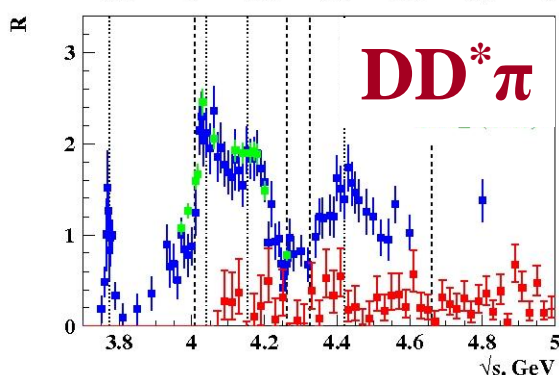
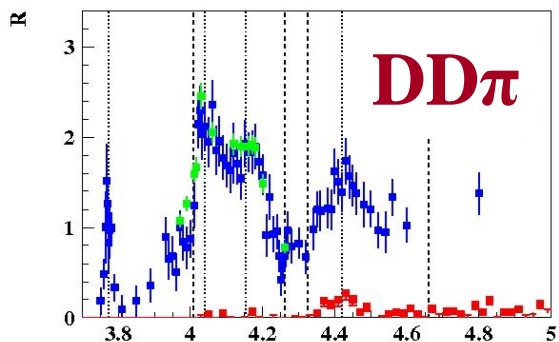
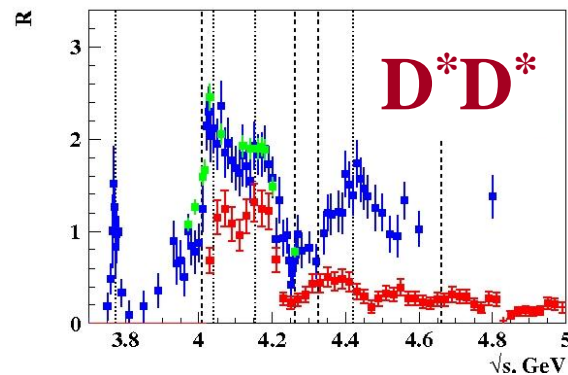
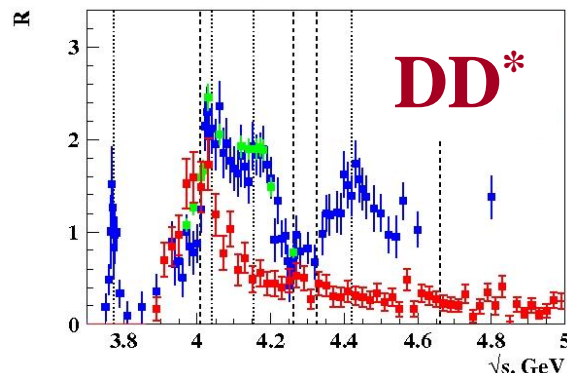
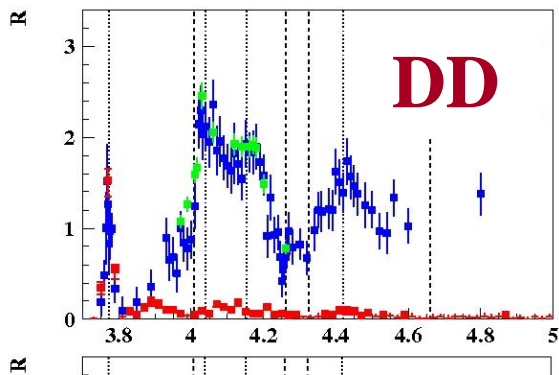










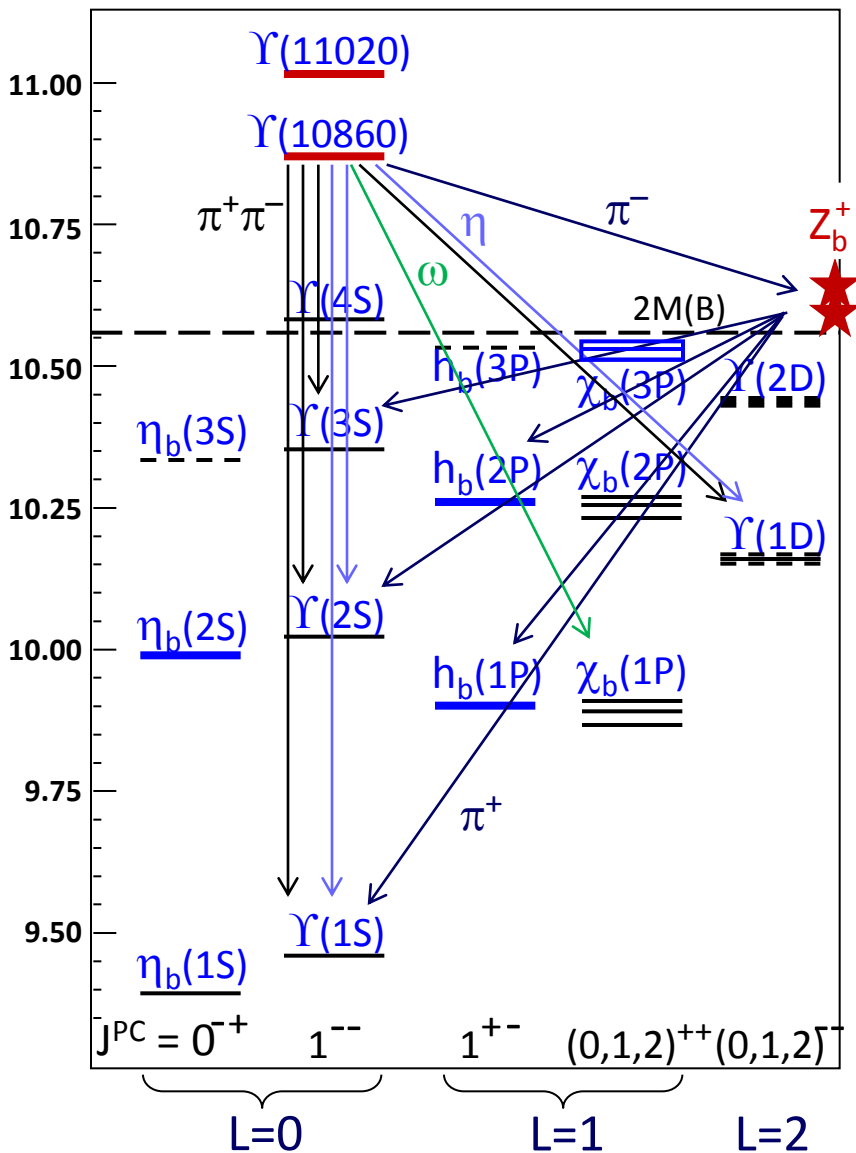


Total $c\bar{c}$ cross-section
is decomposed into
open charm channels

Belle plans related to scan data

Transitions from $\Upsilon(5S)$

Partial widths of hadronic transitions from $\Upsilon(5S)$ are anomalously large:



$$\Gamma[\Upsilon(5S) \rightarrow \Upsilon(1S/2S/3S)\pi^+\pi^-] = 260/430/290 \text{ keV}$$

$$\Gamma[\Upsilon(5S) \rightarrow h_b(1P/2P)\pi^+\pi^-] = 190/330 \text{ keV}$$

$$\Gamma[\Upsilon(5S) \rightarrow Z_b(10610/10650)^+\pi^-] = 7/3 \text{ MeV}$$

$$\Gamma[\Upsilon(5S) \rightarrow \Upsilon(1S/2S)\eta] = 40/200 \text{ keV}$$

$$\Gamma[\Upsilon(5S) \rightarrow \Upsilon(1D)(\pi^+\pi^-)/\eta] = 60/140 \text{ keV}$$

$$\Gamma[\Upsilon(5S) \rightarrow \chi_{b1/2}(1P) \omega] = 80/30 \text{ keV}$$

$$\Gamma[\Upsilon(5S) \rightarrow \chi_{b1/2}(1P) (\pi^+\pi^-\pi^0)_{\text{non-res}}] = 30/30 \text{ keV}$$

$$\Upsilon(5S) \rightarrow \Upsilon(1S) K^+K^- = 30 \text{ keV}$$

Plans for Belle scan data:

Measure $\sigma[h_b\pi\pi]$

Decompose R_b into $B\bar{B}$, $B\bar{B}^*$, $B^*\bar{B}^*$, $B^{(*)}\bar{B}^*\pi$ and $B_S^{(*)}\bar{B}_S^{(*)}$

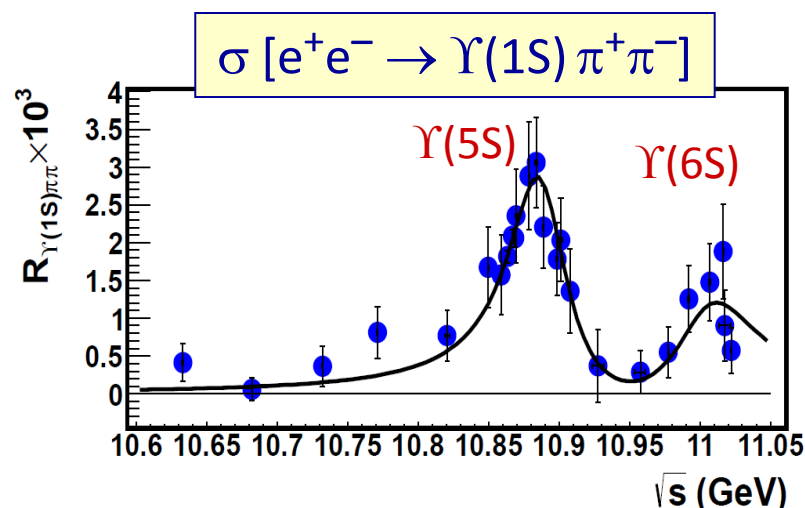
*Statistics are limited \Rightarrow
useful input for Belle-II.*

Belle-II plans

First Physics at Belle-II

During 1st year of Belle-II data taking one can expect $\sim 200 \text{ fb}^{-1}$.

	Belle	BaBar
$\Upsilon(1S)$	6 fb^{-1}	—
$\Upsilon(2S)$	24 fb^{-1}	14 fb^{-1}
$\Upsilon(3S)$	3 fb^{-1}	30 fb^{-1}
continuum	90 fb^{-1}	54 fb^{-1}
$\Upsilon(4S)$	711 fb^{-1}	433 fb^{-1}
$\Upsilon(5S)$	121 fb^{-1}	—
scan	26 fb^{-1}	4 fb^{-1}



almost no data above $\Upsilon(5S)$

Options under discussion:

$\sim 200 \text{ fb}^{-1}$ @ $\Upsilon(3S)$

Energy scan to search for $\Upsilon(2D)$, total $\sim 10 \text{ fb}^{-1}$

$\sim 100 \text{ fb}^{-1}$ @ $\Upsilon(6S)$

Energy scan in 10.95-11.25 GeV region, 10 MeV step, 1 fb^{-1} per point.

Motivation to take data at $\Upsilon(6S)$

Available data: Belle $\sim 5\text{fb}^{-1}$.

1. Clarify structure of $\Upsilon(nS)$ states above $B\bar{B}$ threshold

Unexpected BaBar/Belle results: violation of OZI rule and Heavy Quark Spin Symmetry:

$\Upsilon(4S) \rightarrow$	Γ , keV	$\Upsilon(5S) \rightarrow$	Γ , keV	$\Upsilon(6S) \rightarrow$	Γ , keV
$\Upsilon(1S)\pi^+\pi^-$	2	$\Upsilon(1S/2S/3S)\pi^+\pi^-$	260/430/290	– “ –	120/140/200
$\Upsilon(1S) \eta$	5	$\Upsilon(1S/2S) \eta$	40/200	– “ –	?/?
$h_b(1P)\eta$	30	$\Upsilon(1D) (\pi^+\pi^-)/\eta$	60/140	– “ –	?/?
		$\chi_{b1/2}(1P) \omega$	80/30	– “ –	?/?
		$h_b(1P/2P)\eta$	0/0	– “ –	?/?

Influence of nearby thresholds? \Rightarrow decay pattern of $\Upsilon(6S)$ should help to clarify.

Closely related: $\Gamma [\Upsilon(5S) \rightarrow Z_b(10610/10650)^+\pi^-] = 7/3 \text{ MeV} \Rightarrow \Gamma [\Upsilon(6S)] = ?/?$

2. Search for missing bottomonium states below $B\bar{B}$ threshold

At $\Upsilon(5S)$: $h_b(1P,2P)$, $\eta_b(2S)$ observation, competitive measurement of $\Upsilon(1D)$ mass.

At $\Upsilon(6S)$ the 2D,1F multiplets are available w/ larger phase space.

3. Search for molecular states – partners of Z_b

BESIII: $\Upsilon(4260) \rightarrow X(3872)\gamma$, Belle: $\Upsilon(5S) \not\rightarrow X_b \gamma$.
 $\Upsilon(4360) \not\rightarrow$ $\Upsilon(6S) \rightarrow ?$

Need similar to $\Upsilon(5S)$
 data sample $\sim 100\text{fb}^{-1}$.

Motivation to scan near $\Upsilon(6S)$ and above

1. Clarify structure of $\Upsilon(6S)$ state

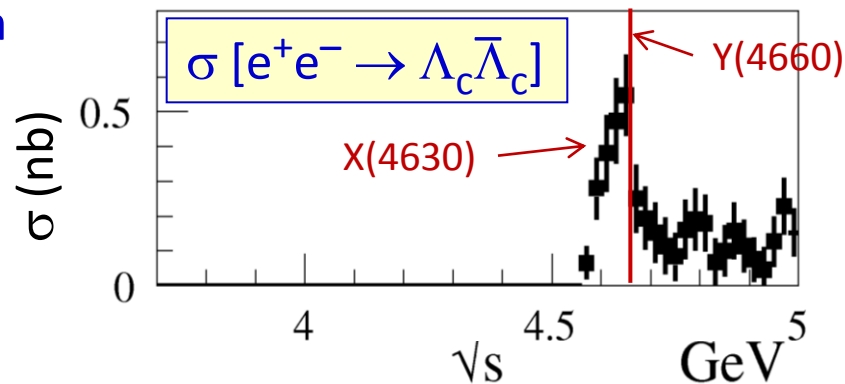
Measure $\text{BF}[\Upsilon(6S) \rightarrow \text{BB}/\text{BB}^*/\text{B}^*\text{B}^*/\text{B}^{(*)}\text{B}^*\pi/\text{B}_s^{(*)}\text{B}_s^{(*)}] \Rightarrow$ direct info on wave func.
High non-resonant contribution \Rightarrow measurement at $\Upsilon(6S)$ peak only is insufficient.

2. Search for new vector bottomonium-like states

BaBar/Belle/BESIII: many structures in $\sigma[e^+e^- \rightarrow (\psi/h_c)(\pi\pi/\eta/\omega)]$ scans
 \Rightarrow measure $\sigma[e^+e^- \rightarrow (\Upsilon/h_b)(\pi\pi/\eta/\omega)]$ vs. c.m. energy.

Belle observed $\Upsilon(4660) \rightarrow \psi(2S)\pi\pi$ and $X(4630) \rightarrow \Lambda_c \bar{\Lambda}_c$ near Λ_c threshold
 \Rightarrow study $\Lambda_b \bar{\Lambda}_b$ threshold region

$$E_{\text{c.m.}} = 10.24 \text{ GeV}$$

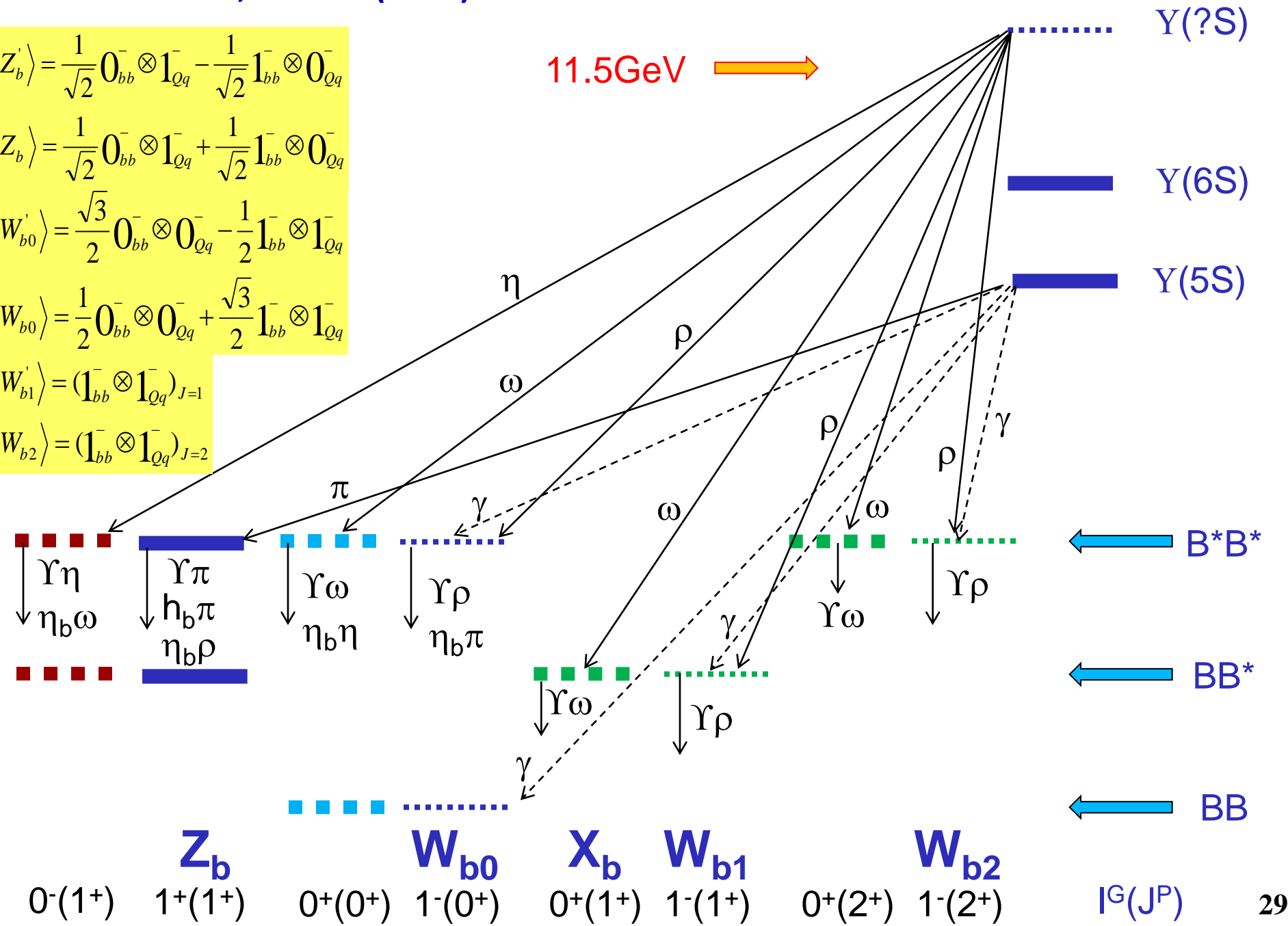


Region above $\Upsilon(5S)$ is unexplored. Even relatively small amount of data is of interest.

12GeV →

11.5GeV →

$$|Z'_b\rangle = \frac{1}{\sqrt{2}} 0_{bb}^- \otimes 1_{Qq}^- - \frac{1}{\sqrt{2}} 1_{bb}^- \otimes 0_{Qq}^-$$
$$|Z_b\rangle = \frac{1}{\sqrt{2}} 0_{bb}^- \otimes 1_{Qq}^- + \frac{1}{\sqrt{2}} 1_{bb}^- \otimes 0_{Qq}^-$$
$$|W'_{b0}\rangle = \frac{\sqrt{3}}{2} 0_{bb}^- \otimes 0_{Qq}^- - \frac{1}{2} 1_{bb}^- \otimes 1_{Qq}^-$$
$$|W_{b0}\rangle = \frac{1}{2} 0_{bb}^- \otimes 0_{Qq}^- + \frac{\sqrt{3}}{2} 1_{bb}^- \otimes 1_{Qq}^-$$
$$|W'_{b1}\rangle = (1_{bb}^- \otimes 1_{Qq}^-)_{J=1}$$
$$|W_{b2}\rangle = (1_{bb}^- \otimes 1_{Qq}^-)_{J=2}$$

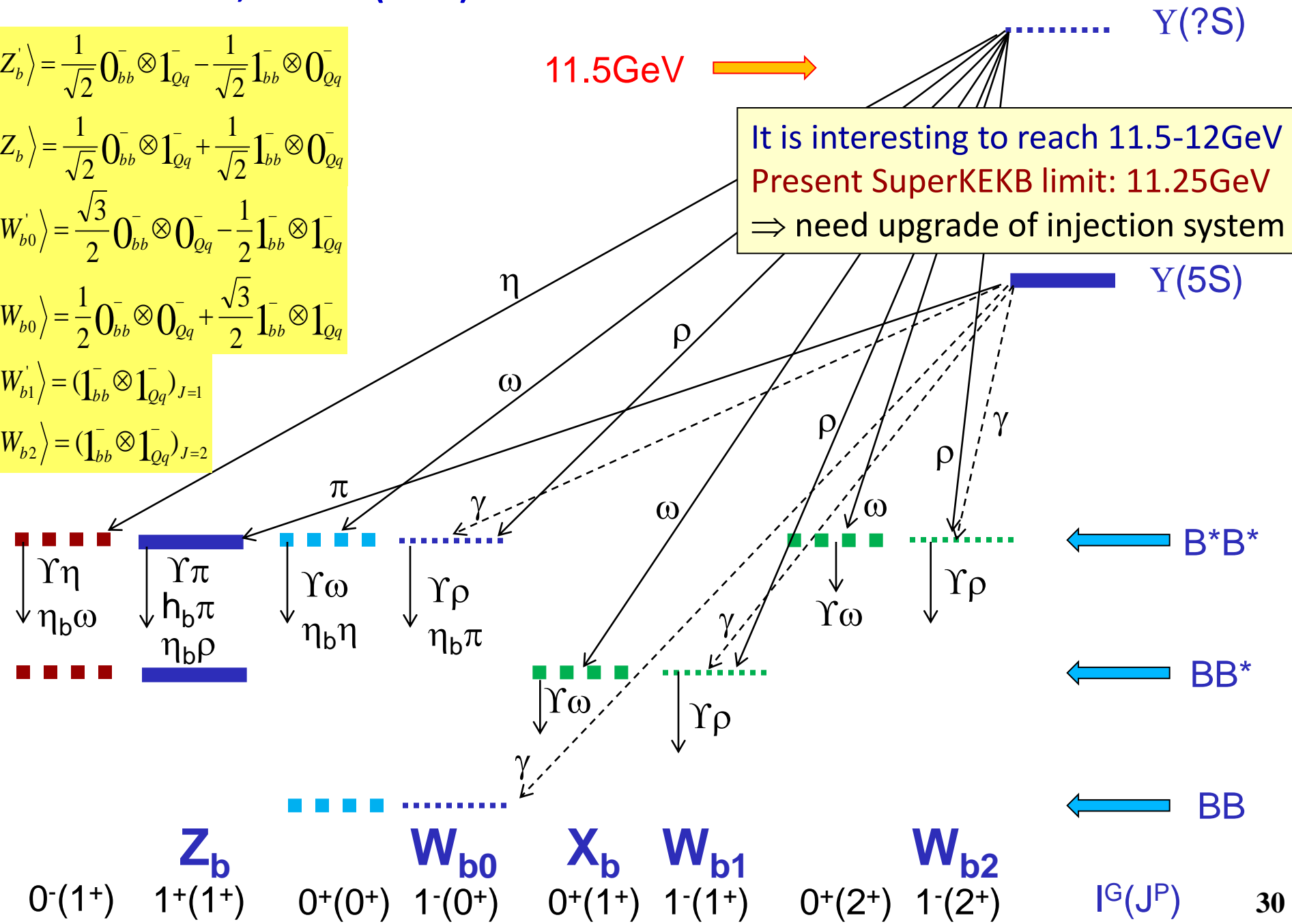


12GeV →

11.5GeV →

It is interesting to reach 11.5-12GeV
Present SuperKEKB limit: 11.25GeV
⇒ need upgrade of injection system

$$|Z'_b\rangle = \frac{1}{\sqrt{2}} 0_{bb}^- \otimes 1_{Qq}^- - \frac{1}{\sqrt{2}} 1_{bb}^- \otimes 0_{Qq}^-$$
$$|Z_b\rangle = \frac{1}{\sqrt{2}} 0_{bb}^- \otimes 1_{Qq}^- + \frac{1}{\sqrt{2}} 1_{bb}^- \otimes 0_{Qq}^-$$
$$|W'_{b0}\rangle = \frac{\sqrt{3}}{2} 0_{bb}^- \otimes 0_{Qq}^- - \frac{1}{2} 1_{bb}^- \otimes 1_{Qq}^-$$
$$|W_{b0}\rangle = \frac{1}{2} 0_{bb}^- \otimes 0_{Qq}^- + \frac{\sqrt{3}}{2} 1_{bb}^- \otimes 1_{Qq}^-$$
$$|W'_{b1}\rangle = (1_{bb}^- \otimes 1_{Qq}^-)_{J=1}$$
$$|W_{b2}\rangle = (1_{bb}^- \otimes 1_{Qq}^-)_{J=2}$$



Conclusions

Charmonium: different sets of states in e^+e^- total hadronic cross section (ψ states) and in $\psi\pi^+\pi^-$ total hadronic cross section (Υ states).

Belle \Rightarrow

Bottomonium: unique set of states (Υ states).

R_b distribution: high non-resonant component \Rightarrow uncontrollable systematics for measurement of $\Upsilon(5S)$ and $\Upsilon(6S)$ parameters. Simple fit model give inconsistent results.

$R_{\Upsilon\pi\pi}$ distribution: \sim no non-resonant component \Rightarrow reliable measurement of $\Upsilon(5S)$ and $\Upsilon(6S)$ parameters.

Further studies of Belle scan data are coming:

$$e^+e^- \rightarrow h_b(nP)\pi^+\pi^-$$

Decomposition of R_b into BB , BB^* , B^*B^* , $B^{(*)}B^*\pi$ and $Bs^{(*)}Bs^{(*)}$ components.

More detailed scan is planned at Belle-II.